

(19) World Intellectual Property
Organization
International Bureau



(43) International Publication Date
30 June 2005 (30.06.2005)

PCT

(10) International Publication Number
WO 2005/058803 A1

(51) International Patent Classification⁷: **C07C 259/10**,
233/80, 259/06, A61K 31/167, A61P 35/00

(21) International Application Number:
PCT/IB2004/004334

(22) International Filing Date:
10 December 2004 (10.12.2004)

(25) Filing Language: English

(26) Publication Language: English

(30) Priority Data:
03293143.8 12 December 2003 (12.12.2003) EP

(71) Applicant (for all designated States except US): **EXON-
HIT THERAPEUTICS SA** [FR/FR]; 26, rue Brunel,
F-75017 Paris (FR).

(72) Inventors; and

(75) Inventors/Applicants (for US only): **LEBLOND**,
Bertrand [FR/FR]; 111, rue Thomas Dubosc, F-76000
Rouen (FR). **BEAUSOLEIL**, Eric [CA/FR]; 5bis, rue
Chauvelot, F-75015 Paris (FR).

(74) Agents: **TEZIER HERMAN**, Béatrice et al.; Becker &
Associés, 25, rue Louis Le Grand, F-75002 Paris (FR).

(81) Designated States (unless otherwise indicated, for every
kind of national protection available): AE, AG, AL, AM,

AT, AU, AZ, BA, BB, BG, BR, BW, BY, BZ, CA, CH, CN,
CO, CR, CU, CZ, DE, DK, DM, DZ, EC, EE, EG, ES, FI,
GB, GD, GE, GH, GM, HR, HU, ID, IL, IN, IS, JP, KE,
KG, KP, KR, KZ, LC, LK, LR, LS, LT, LU, LV, MA, MD,
MG, MK, MN, MW, MX, MZ, NA, NI, NO, NZ, OM, PG,
PH, PL, PT, RO, RU, SC, SD, SE, SG, SK, SL, SY, TJ, TM,
TN, TR, TT, TZ, UA, UG, US, UZ, VC, VN, YU, ZA, ZM,
ZW.

(84) Designated States (unless otherwise indicated, for every
kind of regional protection available): ARIPO (BW, GH,
GM, KE, LS, MW, MZ, NA, SD, SL, SZ, TZ, UG, ZM,
ZW), Eurasian (AM, AZ, BY, KG, KZ, MD, RU, TJ, TM),
European (AT, BE, BG, CH, CY, CZ, DE, DK, EE, ES, FI,
FR, GB, GR, HU, IE, IS, IT, LT, LU, MC, NL, PL, PT, RO,
SE, SI, SK, TR), OAPI (BF, BJ, CF, CG, CI, CM, GA, GN,
GQ, GW, ML, MR, NE, SN, TD, TG).

Declaration under Rule 4.17:

— of inventorship (Rule 4.17(iv)) for US only

Published:

— with international search report
— before the expiration of the time limit for amending the
claims and to be republished in the event of receipt of
amendments

For two-letter codes and other abbreviations, refer to the "Guidance Notes on Codes and Abbreviations" appearing at the beginning of each regular issue of the PCT Gazette.



WO 2005/058803 A1

(54) Title: TRICYCLIC HYDROXAMATE AND BENZAMIDE DERIVATIVES, COMPOSITIONS AND METHODS

(57) Abstract: The present invention relates to compounds and methods for inhibiting histone deacetylase enzymatic activity. The present invention also pertains to pharmaceutical compositions comprising such compounds, and the use of such compounds and compositions, both in vitro and in vivo, to inhibit histone deacetylases (HDACs), and in the treatment of conditions mediated by HDAC, cancer, proliferative conditions, psoriasis, and also central nervous system diseases. It further deals with processes for preparing said compounds.

**Tricyclic hydroxamate and benzamide derivatives,
compositions and methods**

Field of the invention

5 The invention relates to compounds and their uses, particularly in the pharmaceutical industry. More particularly, the invention relates to compounds and methods for inhibiting histone deacetylase enzymatic activity. The present invention also pertains to pharmaceutical compositions comprising such compounds, and the use of such compounds and compositions, both *in vitro* and
10 *in vivo*, to inhibit histone deacetylases (HDACs), and in the treatment of conditions mediated by HDAC, cancer, proliferative conditions, psoriasis, and also central and peripheral nervous system diseases. It further deals with processes for preparing said compounds.

15 Background of the invention

Compounds which inhibit HDACs catalyze the removing of the acetyl group from lysine residues in the *N*-terminal tails of nucleosomal core histones resulting in a more compact chromatin structure, a configuration that is generally associated with repression of transcription. (Davie J. R. et al., J. Cell. Biochem. suppl. 30-31,
20 203-213, 1998). HDACs are involved in cell-cycle progression and differentiation, and their deregulation is associated with several cancers. HDAC inhibitors, such as trichostatin A (TSA) and suberoylanilide hydroxamic acid (SAHA), have anti-tumour effects, as they can inhibit cell growth, induce terminal differentiation and prevent the formation of tumours in mice models, and they are effective in the
25 treatment of promyelocytic leukaemia (Finnin M.S. et al., Nature, 401, 188-193, 1999 and references therein). Trichostatin A has also been reported to be useful in the treatment of fibrosis, e.g. liver fibrosis and liver chirrrosis. (European Patent Application EP 0 827 742, published 11 March, 1998). Recent evidences have been found than certain HDAC inhibitor (e.g. SAHA) can cross the blood
30 brain barrier to inhibit HDAC activity causing the accumulation of acetylated histones in the brain (WO 03032921). SAHA has been shown to dramatically improve the motor impairment in R6/2 mice, clearly validating the pursuit of this

class of compounds as Huntington's disease (HD) therapeutics. More generally HDAC inhibitors could be useful for treating diseases of the central nervous system (CNS) in particular neurodegenerative diseases inherited such as polyglutamine expansion diseases (e.g. HD, Steffan J. et al., Nature, 413, 739-744, 2001 and Hockly E. et al., PNAS 100(4), 2041-2046, 2003).

Nine human HDAC have been characterized and two inferred; these members fall into two related classes (Class I and Class II). HDAC 1, 2, 3 and 8 belong to the human Class I that has homology to the yeast protein rpd3. They are located in the nucleus, and are found in complexes associated with transcriptional corepressors. The class II enzyme has six representatives so far (HDAC 4-6 and 7-10) and they all show homology to the related yeast enzyme HDA1 and are found in both the nucleus and cytoplasm. Both class I and II HDACs are inhibited by SAHA and related hydroxamic acid-based HDAC inhibitors. Class III HDACs form a structurally distant class of NAD-dependent enzymes that are related to the yeast SIR2 proteins and are not inhibited by hydroxamic acid-based HDAC inhibitors (Proc. Natl. Acad. Sci. USA, Vol. 99, Issue 18, 11700-11705, September 3, 2002)

A very few of small molecules are known that selectively target either the two classes (class I or II) or individual members (HDAC1-10) of this family (Stenson S. et al., Org. Lett., 26(3), 4239-4242, 2001).

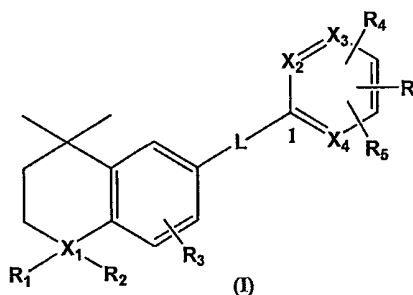
Some of the compounds of the present invention have also been designed to be able to cross the blood brain barrier as they have low molecular weight and a calculated polar surface area (PSA) < 90 Å².

There is still a need for high enzymatic activity and more selective HDAC inhibitors with little or no side effects.

The novel compounds of the present invention solve the above-described problem. The compounds differ from the prior art in structure. The compounds of

the present invention show good *in vitro* histone deacetylase inhibiting enzymatic activity.

Accordingly, one aspect of the invention is to provide a compound having a
5 general formula (I):



wherein:

- 10 R is $-C(O)NR_7R_8$, $-(CXY)_tC(O)NR_7R_8$, $-C(O)C(O)NHMe$, $-(C=C)C(O)NR_8R_9$, $-C(O)CF_3$, or another Zn-chelating- group, with the proviso that R is not an acidic group or an ester derivative, $-COOR_9$ or salt thereof, R_7 is a group of formula $-OH$, $-OR_9$, 2-aminophenyl and R_8 is selected from hydrogen, C_{1-6} alkyl; R_9 is independently selected from hydrogen or C_{1-6} alkyl; t is 1, 2 or 3 (preferably 1), X
15 and Y, which are identical or different, represent an hydrogen or halogen atom (preferably F),

X_1 represents a carbon, oxygen, nitrogen or sulphur atom,

- 20 R_1 and R_2 represent independently or form together:
 . a C_{1-6} alkyl group, in particular methyl or ethyl groups, when X_1 is an atom of carbon,
 . nothing, when X_1 is an atom of oxygen or an atom of sulphur,
 . one or two atoms of oxygen, when X_1 is an atom of sulphur (the case of a
 25 sulfoxide $-SO-$ or a sulphone $-SO_2-$), or

. one atom of hydrogen, an alkyl, aryl or aralkyl group, when X_1 is an atom of nitrogen (the case of an amino $-NH$, -an N-alkyl, N-aryl or N-aralkyl group);

5 X_2 and X_3 , which are identical or different, represent CH, an atom of oxygen or an atom of nitrogen, or $X_2=X_3$ may be a single atom of sulphur, oxygen or nitrogen, or in the case where X_2 is an atom of oxygen and X_3 an atom of nitrogen, C_1 and X_4 represent a single one and same carbon atom, so that the ring carrying X_2 and X_3 can be an isoxazole ring,

10 X_4 can be CH or a nitrogen atom,

R_4 and R_5 , which are identical or different, represent a hydrogen atom, a halogen atom, more particularly a fluorine atom, a C_{1-6} alkyl group, a group of formula -OH, $-NH_2$, $-NHR_6$, $-OR_6$, $-SR_6$, $-(CF_2)_nCF_3$, where n is an integer from 0 to 10,
15 and whenever possible their salts with physiologically tolerated acids,

R_6 represents a hydrogen atom, a C_{1-6} alkyl group, a fluoroalkyl group having from 1 to 6 carbons atoms and from 3 to 7 fluorine atoms, an aryl group or an aralkyl group;

20

R_3 has the same definition as R_4 and R_5 ;

L is a linker and represents a bivalent radical either linear or cyclic, either saturated or unsaturated, more particularly L represents a bivalent radical
25 derived from an alkane, alkene, alkyne or, aromatic or not, cyclic containing hydrocarbon group having from 1 to 12 carbon atoms, another bivalent radical of the following formula $-O-$, $-CO-$, $-CO-NH-$, $-NH-CO-$, $-NH-CO-NH-$, $-CF_2-CO-NH-$, $-C(XY)-CO-NH-CH_2-$, $-NH-CO-CO-NH-$, $-NH-CO-CO-NH-CH_2-$, $-SO_2NH-$, $-NHSO_2-$, $-SO_2NCH_3-$, $-NCH_3SO_2-$, $-NR_6-$, $-C(=NOH)-$, or a mixture thereof; R_6
30 being as defined above, optionally the bivalent radical is substituted, in particular by at least one C_{1-6} alkyl group; X and Y, which are identical or different, represent an hydrogen or halogen atom (preferably F);

its tautomers, optical and geometrical isomers, racemates, salts, hydrates and mixtures thereof.

- 5 The compounds of the present invention may have one or more asymmetric centers and it is intended that stereoisomers (optical isomers), as separated, pure or partially purified stereoisomers or racemic mixtures thereof are included in the scope of the invention.
- 10 The present invention more particularly deals with the compounds of the present invention for use as a medicine.

The present invention also relates to pharmaceutical compositions comprising at least one compound as defined above in a pharmaceutically acceptable support,
15 optionally in association with another active agent.

The pharmaceutical composition is more particularly intended to treat conditions mediated by HDAC, such as cancers, in particular promyelocytic leukaemia, other diseases associated with abnormal cell proliferation, such as psoriasis, and
20 also central and peripheral nervous system diseases and neurodegenerative diseases associated with an excitotoxicity, such as Huntington's disease, such as polyglutamine expansion diseases, Alzheimer disease, Parkinson disease, multiple sclerosis, neuronal ischemia and amyotrophic lateral sclerosis (ALS).
The pharmaceutical composition is also more particularly useful in the treatment
25 of fibrosis, e.g. liver fibrosis and liver chirrrosis.

The present invention also relates to the use of a compound as defined above, for the manufacture of a medicament for the treatment of conditions mediated by HDAC, such as cancers, in particular promyelocytic leukaemia, other diseases
30 associated with abnormal cell proliferation, such as psoriasis, and also central and peripheral nervous system diseases and neurodegenerative diseases associated with an excitotoxicity, such as Huntington's disease, such as

polyglutamine expansion diseases, Alzheimer disease, Parkinson disease, multiple sclerosis, neuronal ischemia and amyotrophic lateral sclerosis (ALS). It also deals with the use of a compound as defined above, for the manufacture of a medicament for the treatment of fibrosis, e.g. liver fibrosis and liver chirrhosis.

5

The present invention also includes methods of conditions mediated by HDAC, such as cancers, other diseases associated with abnormal cell proliferation, such as psoriasis, and also central and peripheral nervous system diseases and neurodegenerative diseases associated with an excitotoxicity as identified
10 above, comprising the administration to a subject in need thereof of an effective amount of a compound as defined above.

As will be further disclosed in this application, the compounds according to this invention have strong HDAC inhibitory activity and are effective at reducing or
15 arresting growth of proliferating cells such as tumour cells.

Preferred embodiments

Within the context of the present application, the term alkyl denotes linear or
20 branched saturated groups containing from 1 to 10 carbon atoms, preferably from 1 to 6 carbon atoms. Examples of alkyl groups having from 1 to 10 carbon atoms inclusive are methyl, ethyl, n-propyl, isopropyl, t-butyl, n-butyl, pentyl, hexyl, heptyl, octyl, nonyl, decyl, 1-methylethyl, 2-methylpropyl, 2-ethylhexyl, 2-methylbutyl, 2-methylpentyl, 1-methylhexyl, 3-methylheptyl and the other
25 isomeric forms thereof.

The term alkenyl denotes for hydrocarbon groups that have at least one double bond between carbon atoms. The alkenyl groups may be linear or branched. Examples of alkenyl containing from 2 to 6 carbon atoms are 1-propenyl, 2-
30 propenyl, 1-butenyl, 2-butenyl, 3-butenyl, 1-pentenyl, 2-pentenyl, 3-pentenyl, 4-pentenyl, 1-hexenyl, 2-hexenyl, 3-hexenyl, 4-hexenyl, 5-hexenyl and the isomeric forms thereof (both geometric isomers, *cis* and/or *trans* forms).

The term alkynyl denotes for hydrocarbon groups that have at least one triple bond between carbon atoms. The alkynyl groups may be linear or branched. Examples of alkynyl containing from 2 to 6 carbon atoms are 1-propynyl, 2-propynyl, 1-butynyl, 2-butynyl, 3-butynyl, 1-pentynyl, 2-pentynyl, 3-pentynyl, 4-pentynyl, 1-hexynyl, 2-hexynyl. The simplest alkyne is ethyne (acetylene).

The term aryl includes any aromatic group comprising preferably from 5 to 14 carbon atoms, preferably from 6 to 14 carbon atoms, optionally interrupted by one or several heteroatoms selected from N, O, S or P. Most preferred aryl groups are mono- or bi-cyclic and comprises from 6 to 14 carbon atoms, such as phenyl, α -naphthyl, β -naphthyl, anthracenyl, or fluorenyl group. The heteroaryl groups include, but are not limited to, pyrrolyl, furyl, thienyl, pyridyl, pyrimidyl, or quinolyl.

The term aralkyl group generally stands for an aryl group attached to an alkyl group as defined above, such as benzyl or phenethyl.

The bivalent radical is a radical derived by removal of two hydrogen atoms from the mononuclear parent hydrides, such as an alkane, alkene, or alkyne; the bivalent radicals can also be named as alkanediyl, alkenediyl, or alkynediyl. The bivalent radical may also correspond to an aromatic or not, cyclic containing hydrocarbon group having from 1 to 12 carbon atoms. The aromatic or not, cyclic containing hydrocarbon group includes aryl groups as defined above (in particular phenyl, pyridyl, indolyl, benzofuryl or pyrrolyl) and cyclo-alkyl or -alkenyl groups, (in particular cyclopropyl or cyclohexyl groups). The aromatic or not, cyclic containing hydrocarbon group can optionally be interrupted by one or several heteroatoms selected from N, O, S or P (also named heterocyclic ring). The bivalent radical L can also be a mixture of at least two bivalent radicals as defined above.

According to a particular embodiment, the groups identified above can be substituted with at least one substituent, which may be selected from the group consisting in : a hydrogen atom, a halogen atom (preferably F, Cl, or Br), a hydroxyl group, a C₁₋₁₀alkyl group, an alkenyl group, an C₁₋₁₀alkanoyl group, a
5 (C₁₋₁₀)alkoxy group, a (C₁₋₁₀)alkoxycarbonyl group, an aryl group, an aralkyl group, an arylcarbonyl group, a mono- or poly-cyclic hydrocarbon group, a -NHCO(C₁₋₆)alkyl group, -NO₂, -CN, a -Nrr' group or a trifluoro(C₁₋₆)alkyl group, r and r', which are identical or different, represent a hydrogen atom, a lower alkyl group, an aryl or aralkyl group, an α -aminoacid group, a sugar group
10 or a heterocyclic group, or in which r and r' taken together form a heterocyclic ring.

An alkanoyl group is a -CO-alkyl group, the alkyl group being as defined above.

15 The term arylcarbonyl group generally stands for an aryl group attached to a carbonyl group, the aryl group being as defined above.

The term alkoxycarbonyl group generally stands for an alkoxy group attached to a carbonyl group, the alkoxy group being a -O-alkyl group (alkyl is as defined
20 above).

The term mono- or poly-cyclic hydrocarbon group is understood to refer to hydrocarbon cyclic group having from 1 to 20 carbon atoms, optionally interrupted with one or more heteroatoms selected in the group N, O, S and P.
25 Among such mono- or poly-cyclic hydrocarbon groups, cyclopentyl, cyclohexyl, cycloheptyl, 1- or 2-adamantyl groups, pyran, piperidine, pyrrolidine, morpholine, dioxan, tetrahydrothiophene, and tetrahydrofuran can be cited. The mono- or poly-cyclic hydrocarbon group may form with the phenyl group it is attached an aryl group, such as a α -naphthyl, β -naphthyl, or anthracenyl group.

30

As used in the foregoing definitions and hereinafter, halo is generic to fluoro, chloro, bromo and iodo. The trifluoro(C₁-C₆)alkyl group is preferably the trifluoromethyl group.

- 5 The term "histone deacetylase inhibitor" or "inhibitor of histone deacetylase" is used to identify a compound, which is capable of interacting with a histone deacetylase and inhibiting its activity, more particularly its enzymatic activity. Unless otherwise indicated by context, the term "histone" is meant to refer to any histone protein, including H1, H2A, H2B, H3, H4, and H5, from any species.
- 10 Human HDAC proteins or gene products, include, but are not limited to, HDAC-1, HDAC-2, HDAC-3, HDAC-4, HDAC-5, HDAC-6, HDAC-7, HDAC-8, HDAC-9 and HDAC-10. The histone deacetylase can also be derived from a protozoal or fungal source. Inhibiting histone deacetylase enzymatic activity means reducing the ability of a histone deacetylase to remove an acetyl group from a histone.
- 15 Preferably, such inhibition is specific, i.e. the histone deacetylase inhibitor reduces the ability of a histone deacetylase to remove an acetyl group from a histone at a concentration that is lower than the concentration of the inhibitor that is required to produce some other, unrelated biological effect.
- 20 The term "another Zn-chelating group" refers to a group, which is capable of interacting with a Zn-ion, which can be present at an enzymatic binding site.

According to preferred embodiments, the compounds according to the invention correspond to general formula (I) wherein R is in para position or meta position
25 of C1, R is preferably in para position of C1.

According to preferred embodiments, the compounds according to the invention correspond to general formula (I) wherein R is -C(O)NR₇R₈ or -
(CXY)_tC(O)NR₇R₈, in particular wherein R₈ is an hydrogen atom and R₇ is an
30 hydroxyl group or a 2-aminophenyl group, preferably with X and Y are both halogen atoms and t is 1. More preferably, R is an hydroxamic acid group (-

(C=O)-NH-OH), a 2,2-difluoro-*N*-hydroxyacetamido group (-CF₂-(C=O)-NH-OH), a *N*-(2-aminophenyl)acetamido group.

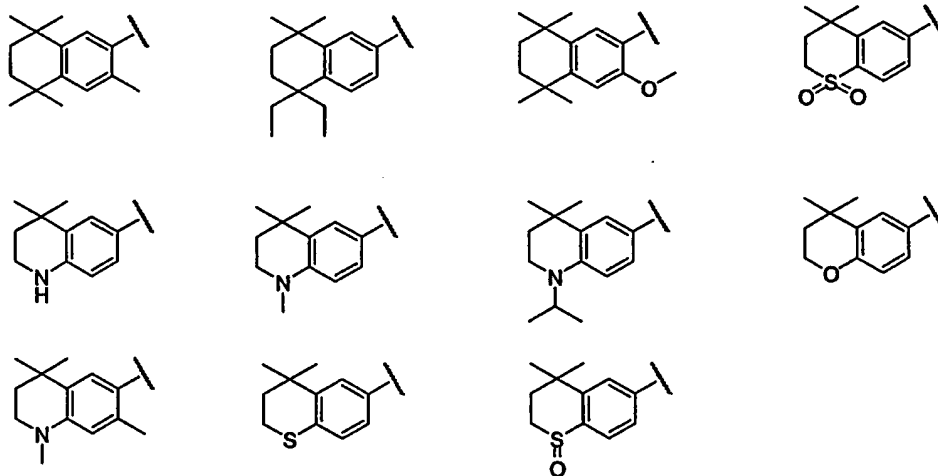
In another embodiment, R is another zinc chelator group, in particular electrophilic ketones, such as -(C=O)-CF₃ or α -ketoamides, for instance -(C=O)-
5 (C=O)-NHMe.

According to preferred embodiments, the compounds according to the invention correspond to general formula (I) wherein L represents -CO-NH-, -NH-CO-, -
10 CH=CH- (cis- or trans forms), -CF₂-CO-NH-, -CF₂-CO-NH-CH₂-, or -NH-CO-CO-NH-.

According to preferred embodiments, the compounds of the invention correspond to general formula (I) wherein R₃ is an hydrogen atom, OR₆, in
15 particular methoxy, or a C₁₋₆alkyl group, in particular methyl. R₃ is advantageously on position 2 of the substituted naphthalene derivative.

According to preferred embodiments, the compounds according to the invention correspond to general formula (I) wherein the ring carrying X₁ is selected from :

20



Chemical variations around this lipophilic head called 1,1,4,4-tetramethyltetrahydronaphthalene have been developed in the last twenty years

for synthetic retinoids (also called retinobenzoic acids, arotinoids heteroarotinoids, or more recently rexinoids) and are well described and known by the man of the art: The Retinoids-Biology, Chemistry and Medicine; Sporn M. B. et al.; Eds.; Raven Press: New York, 1994 and The Retinoids; Sporn, M. B. et al.; Eds.; Academic Press: Orlando, 1984. See also Waugh, K. M. et al., J. Med. Chem. 27, 116-124, 1985; Spruce L.W. et al., J. Med. Chem., 34, 430-439, 1991; Spruce L.W. et al., J. Med. Chem., 30, 1474-1482, 1987; Benbrook et al., J. Med. Chem., 40, 3567-3583, 1997; Benbrook et al., J. Med. Chem., 41, 3753-3757, 1998; Dhar, A. et al., J. Med. Chem., 42, 3602-3614, 1999; Zacheis D. Et al., J. Med. Chem., 42, 4434-4445, 1999; Leblond B. et al. US6265423 and references therein.

According to preferred embodiments, the compounds according to the invention correspond to general formula (I) wherein the ring carrying X_2 , X_3 and X_4 is selected from phenyl, pyridinyl, pyrimidinyl, isoxazolyl, thiophenyl, furanyl, pyrrolyl, pyrazolyl, imidazolyl, isothiazolyl, thiazolyl, thienyl, thienooxazolyl and triazinyl rings. More preferably, said ring is phenyl, optionally substituted by a halogen atom, more particularly a fluorine atom, a C_{1-6} alkyl group, a group of formula -OH, or OR_6 .

20

Said chemical variations around this second ring moiety are also well known by the man in the art. One of ordinary skill in the art can readily substitute isosteres and bioisosteres of phenyl ring to a phenyl ring. Such isosteres or bioisosteres are, for instance, pyridinyl, pyrimidinyl, isoxazolyl, thiophenyl, furanyl, pyrrolyl, pyrazolyl, imidazolyl, isothiazolyl, thiazolyl, thienyl, thienooxazolyl and triazinyl rings.

When the compounds according to the invention are in the forms of salts, they are preferably pharmaceutically acceptable salts. Such salts include pharmaceutically acceptable acid addition salts, pharmaceutically acceptable base addition salts, pharmaceutically acceptable metal salts, ammonium and alkylated ammonium salts. Acid addition salts include salts of inorganic acids as

30

well as organic acids. Representative examples of suitable inorganic acids include hydrochloric, hydrobromic, hydroiodic, phosphoric, sulfuric, nitric acids and the like. Representative examples of suitable organic acids include formic, acetic, trichloroacetic, trifluoroacetic, propionic, benzoic, cinnamic, citric, fumaric, glycolic, lactic, maleic, malic, malonic, mandelic, oxalic, picric, pyruvic, salicylic, succinic, methanesulfonic, ethanesulfonic, tartaric, ascorbic, pamoic, bismethylene salicylic, ethanedisulfonic, gluconic, citraconic, aspartic, stearic, palmitic, EDTA, glycolic, p-aminobenzoic, glutamic, benzenesulfonic, p-toluenesulfonic acids, sulphates, nitrates, phosphates, perchlorates, borates, acetates, benzoates, hydroxynaphthoates, glycerophosphates, ketoglutarates and the like. Further examples of pharmaceutically acceptable inorganic or organic acid addition salts include the pharmaceutically acceptable salts listed in J. Pharm. Sci. 1977, 66, 2, which is incorporated herein by reference. Examples of metal salts include lithium, sodium, potassium, magnesium salts and the like. Examples of ammonium and alkylated ammonium salts include ammonium, methylammonium, dimethylammonium, trimethylammonium, ethylammonium, hydroxyethylammonium, diethylammonium, butylammonium, tetramethylammonium salts and the like. Examples of organic bases include lysine, arginine, guanidine, diethanolamine, choline and the like.

20

The pharmaceutically acceptable salts are prepared by reacting the compound of formula I with 1 to 4 equivalents of a base such as sodium hydroxide, sodium methoxide, sodium hydride, potassium t-butoxide, calcium hydroxide, magnesium hydroxide and the like, in solvents like ether, THF, methanol, t-butanol, dioxane, isopropanol, ethanol, etc. Mixture of solvents may be used. Organic bases like lysine, arginine, diethanolamine, choline, guanidine and their derivatives etc. may also be used. Alternatively, acid addition salts wherever applicable are prepared by treatment with acids such as hydrochloric acid, hydrobromic acid, nitric acid, sulfuric acid, phosphoric acid, p-toluenesulphonic acid, methanesulfonic acid, fonic acid, acetic acid, citric acid, maleic acid, salicylic acid, hydroxynaphthoic acid, ascorbic acid, palmitic acid, succinic acid, benzoic acid, benzenesulfonic acid, tartaric acid and the like in solvents like ethyl

30

acetate, ether, alcohols, acetone, THF, dioxane, etc. Mixture of solvents may also be used.

Specific examples of compounds of formula (I) which fall within the scope of the present invention include the following compounds:

- N*-(4-(Hydroxycarbamoyl)phenyl)-5,6,7,8-tetrahydro-5,5,8,8-tetramethylnaphthalene-2-carboxamide **EHT 3741**
- N*-(4-(2-Aminophenylcarbamoyl)phenyl)-5,6,7,8-tetrahydro-5,5,8,8-tetramethylnaphthalene-2-carboxamide **EHT 1800**
- N*-(1,2,3,4-Tetrahydro-1,1,4,4-tetramethylnaphthalen-6-yl)-*N*'-hydroxyterephthalamide **EHT 7706**
- 4-((*E*)-2-(1,2,3,4-tetrahydro-1,1,4,4-tetramethylnaphthalen-6-yl)vinyl)-*N*-hydroxybenzamide **EHT 9899**
- 4-((*Z*)-2-(1,2,3,4-tetrahydro-1,1,4,4-tetramethylnaphthalen-6-yl)vinyl)-*N*-hydroxybenzamide **EHT 7786**
- 4-(2,2-difluoro-2-(1,2,3,4-tetrahydro-1,1,4,4-tetramethylnaphthalen-7-yl)acetamido)-*N*-hydroxybenzamide **EHT 9299**
- 3-(2,2-difluoro-2-(1,2,3,4-tetrahydro-1,1,4,4-tetramethylnaphthalen-7-yl)acetamido)-*N*-hydroxybenzamide **EHT 9710**
- 4-((2,2-difluoro-2-(1,2,3,4-tetrahydro-1,1,4,4-tetramethylnaphthalen-7-yl)acetamido)methyl)-*N*-hydroxybenzamide **EHT 7800**
- N*-(4-((hydroxycarbamoyl)difluoromethyl)phenyl)-5,6,7,8-tetrahydro-5,5,8,8-tetramethylnaphthalene-2-carboxamide **EHT 4996**
- N*-(4-Hydroxycarbamoyl-phenyl)-*N*'-(5,5,8,8-tetramethyl-5,6,7,8-tetrahydronaphthalen-2-yl)-oxalamide **EHT 0933**
- N*-(4-hydroxycarbamoyl-benzyl)-*N*'-(5,5,8,8-tetramethyl-5,6,7,8-tetrahydronaphthalen-2-yl)-oxalamide **EHT 6028**
- The preferred compounds of the invention are:
- 4-(2,2-Difluoro-2-(1,2,3,4-tetrahydro-1,1,4,4-tetramethylnaphthalen-7-yl)acetamido)-*N*-hydroxybenzamide **EHT 9299**

- N*-(1,2,3,4-Tetrahydro-1,1,4,4-tetramethylnaphthalen-6-yl)-*N'*-hydroxyterephthalamide **EHT 7706**
- 4-((2,2-Difluoro-2-(1,2,3,4-tetrahydro-1,1,4,4-tetramethylnaphthalen-7-yl)acetamido)methyl)-*N*-hydroxybenzamide **EHT 7800**
- 5 *N*-(4-(Hydroxycarbonyl)phenyl)-5,6,7,8-tetrahydro-5,5,8,8-tetramethylnaphthalene-2-carboxamide **EHT 3741**

The compounds according to the present invention may be prepared by various methods known to those skilled in the art. More specifically, the following
10 chemical routes have been carried out.

The reference compound SAHA or **EHT 0648** (Figure 1) was prepared in three steps following the route described by A. Mai *et al.*, OPPI Briefs, vol.33, No 4, 391-394, 2001.

15 **EHT 3741** and **EHT 1800** were prepared in three steps from commercial 1,1,4,4,6-pentamethyltetrahydronaphthalene **1** (Figure 2). Oxidation with potassium permanganate in presence of NaOH in pyridine at 95°C for 16 h afforded to the corresponding acid **2** in 57 % yield. The acid **2** was coupled to methyl 4-aminobenzoate in dichloromethane, using triethylamine as base, *via* its
20 acid chloride formation in SOCl₂ in presence of a catalytic amount of DMF. Finally, the obtained methyl ester derivative **3** was reacted for 2 hours at room temperature with a solution of NH₂OH 1.76 M in MeOH to afford to **EHT 3741** in pure form after recrystallization in acetonitrile (Figure 2).

25 For preparation of **EHT 1800**, methyl ester **3** was saponified at 70°C using KOH in MeOH:H₂O = 10:1 to yield to the acid derivative **4**. Coupling reaction for 1 hour at room temperature in DMF between acid **4** and phenylenediamine using BOP as coupling agent gave after purification **EHT 1800** in 4% yield (Figure 2).

30 **EHT 7706** were prepared from commercial 1,1,4,4-tetramethyltetrahydronaphthalene **5** (Figure 3). Compound **5** was nitrated and reduced reacting successively with HNO₃/H₂SO₄ in 76 % yield then with Iron

powder in acetic acid to led to the amino derivative 6 in 46 % yield (previously described by Kagechika, H et al, *J. Med. Chem.*, 31, 2182-2192, 1988). Coupling reaction in pyridine with the acid chloride of terephthalic acid monomethyl ester (generated with thionyl chloride with a catalytic amount of DMF) afforded to methyl ester 7 in 88 %. Methyl ester 7 was reacted with a solution of NH₂OH 1.76 M in MeOH for 2 hours at room temperature. Recrystallisation in acetonitrile led to EHT 7706 in 35 % yield (Figure 3).

EHT 9899 and EHT 7786 were prepared from 1,1,4,4,6-pentamethyltetrahydronaphtalene 1 (Figure 4). Compound 1 was brominated reacting with *N*-bromosuccinimide and a catalytic amount of benzoyl peroxide in carbon tetrachloride at reflux to give compound 8 in 84 % yield.

The bromo derivative 8 reacted with triphenylphosphine in dichloromethane 16 h at room temperature to afford the corresponding phosphonium salt 9 in good yield. A Wittig reaction performed at room temperature in dimethylsulfoxide between the phosphonium salt 9 and methyl-4-formylbenzoate, using NaH as base, afforded to a mixture of 2 isomers *E* and *Z* in 82 % crude yield. After purification by column chromatography pure isomer *E* 10 is obtained in a 24 % yield. Isomer *Z* 11 was obtained in pure form after two columns chromatography in 12.5 % yield.

Pure isomer *E* 10 was saponified at 70°C using KOH in MeOH:H₂O = 10:1 to yield to the acid derivative 12 (previously described by Kagechika, H. et al., *J. Med.Chem.*, 32, 5, 1989, 1098-1108) which was reacted with ethyl chloroformate in THF at 0°C in presence of triethylamine followed by addition of a solution of hydroxylamine in methanol to give to EHT 9899 (Figure 4).

Pure isomer *Z* 11 was saponified at 70°C using KOH in MeOH:H₂O = 10:1 to yield to the acid derivative 13 (previously described by Kagechika, H. et al., *J. Med.Chem.*, 32, 5, 1989, 1098-1108) which was reacted at 0°C with thionyl chloride in presence of a catalytic amount of DMF to give the acid chloride intermediate which reacted at room temperature with a solution of hydroxylamine in THF:H₂O = 5:1 to yield to EHT 7786 (Figure 4).

EHT 9299 was prepared in six steps from commercial 1,1,4,4-tetramethyltetrahydronaphthalene 5 (Figure 5). Friedel-Craft acylation at 0°C of 1,1,4,4-tetramethyltetrahydronaphthalene 5 with methyl oxalyl chloride in dichloromethane in presence of aluminium trichloride afforded to a-keto methylester 14. Fluorination of a-keto methylester 14 using 7 equivalents of diethylamino-sulphur trifluoride (DAST) in 1,2-dichloroethane at reflux led to the difluorinated compound 15 in 87 % yield. Saponification of compound 15 at 70°C using KOH in MeOH:H₂O = 10:1 gave to the acid derivative 16. Coupling reaction between acid 16 and methyl-4-aminobenzoate using the acid chloride method afforded to the amide derivative 17 in 65 % yield. Saponification of amide 17 at 70°C using KOH in MeOH:H₂O = 10:1 yielded to the acid derivative 18. Compound 18 reacted at 0°C with thionyl chloride in presence of a catalytic amount of DMF to give the acid chloride intermediate which reacted at 0°C with a solution of hydroxylamine in THF:H₂O = 5:1 to yield to EHT 9299 (Figure 5).

15

Similarly to EHT 9299, EHT 9710 was prepared in 3 steps starting from acid 16 (Figure 6). Coupling reaction between acid 16 and methyl-3-aminobenzoate using the acid chloride method afforded to the amide derivative 19 in 70 % yield. Saponification of amide 19 at 70°C using KOH in MeOH:H₂O = 10:1 yielded to the acid derivative 20. Acid 20 reacted at 0°C with thionyl chloride in presence of a catalytic amount of DMF to give the acid chloride intermediate which reacted at 0°C with a solution of hydroxylamine in THF:H₂O = 5:1 to yield to EHT 9710 (Figure 6).

25 Similarly to EHT 9299, EHT 7800 was prepared from acid 16 (Figure 7). Coupling reaction between acid 16 and methyl 4-(aminomethyl)benzoate using the acid chloride method afforded to the amide derivative 21 in 58 % yield. The methyl ester amide 21 reacted with a solution of NH₂OH 1.76 M in MeOH to give to EHT 7800 in 5 % yield after purification (Figure 7).

30

EHT 4996 was prepared in four steps from commercial 1,1,4,4,6-pentamethyltetrahydronaphthalene 1 (Figure 8). Oxidation of compound 1 with

potassium permanganate in presence of NaOH in pyridine at 95°C for 16 h afforded the corresponding acid **2** in 67 % yield. The acid **2** was coupled to 4-iodo-aniline in dichloromethane, using triethylamine as base and a catalytic amount of DMAP, *via* its acid chloride formation in SOCl₂ in presence of a catalytic amount of DMF, to yield to the iodo derivative **22**. Iodo derivative **22** was reacted with ethylbromodifluoroacetate in presence of copper powder at 58 °C in DMSO to led to the difluoro ethyl ester **23** in 75% yield. Ester **23** was treated with a solution of NH₂OH 1.76 M in MeOH at room temperature to lead to EHT 7706 in 35% yield (Figure 8).

10

EHT 0933 was prepared in four steps from 5,6,7,8-tetrahydro-5,5,8,8-tetramethylnaphthalen-2-amine **6** (Figure 9). 5,6,7,8-Tetrahydro-5,5,8,8-tetramethylnaphthalen-2-amine **6** was treated for 2 hours at room temperature with methoxyoxalylchloride in dichloromethane in presence of triethylamine as base to obtain the methyl ester **24**. Methyl ester **24** was saponified for 3 hours at 70°C using KOH in MeOH:H₂O = 10:1 to yield to the oxalic acid derivative **25**. The corresponding acid chloride of the oxalic acid derivative **25** was coupled for 2 hours at room temperature with methyl 4-aminobenzoate in dichloromethane in presence of triethylamine as base to give to methyl ester **26** in 27 % yield. Finally ester **26** was treated with a solution of NH₂OH 1.76 M in MeOH for 3 hours at room temperature to lead to EHT 0933 in 30 % yield (Figure 9).

20

25

These methods for preparing compounds of formula (I) represent further objects of the present application.

It should be understood that other ways of producing these compounds may be designed by the skilled person, based on common general knowledge and following guidance contained in this application.

30

As indicated above, a further object of this invention relates to a pharmaceutical composition comprising at least one compound of formula (I), as defined above, and a pharmaceutically acceptable vehicle or support.

The compounds may be formulated in various forms, including solid and liquid forms, such as tablets, gel, syrup, powder, aerosol, etc.

The compositions of this invention may contain physiologically acceptable diluents, fillers, lubricants, excipients, solvents, binders, stabilizers, and the like. Diluents that may be used in the compositions include but are not limited to dicalcium phosphate, calcium sulphate, lactose, cellulose, kaolin, mannitol, sodium chloride, dry starch, powdered sugar and for prolonged release tablet-hydroxy propyl methyl cellulose (HPMC). The binders that may be used in the compositions include but are not limited to starch, gelatin and fillers such as sucrose, glucose, dextrose and lactose.

Natural and synthetic gums that may be used in the compositions include but are not limited to sodium alginate, ghatti gum, carboxymethyl cellulose, methyl cellulose, polyvinyl pyrrolidone and veegum. Excipients that may be used in the compositions include but are not limited to microcrystalline cellulose, calcium sulfate, dicalcium phosphate, starch, magnesium stearate, lactose, and sucrose. Stabilizers that may be used include but are not limited to polysaccharides such as acacia, agar, alginic acid, guar gum and tragacanth, amphotics such as gelatin and synthetic and semi-synthetic polymers such as carbomer resins, cellulose ethers and carboxymethyl chitin.

Solvents that may be used include but are not limited to Ringers solution, water, distilled water, dimethyl sulfoxide to 50% in water, propylene glycol (neat or in water), phosphate buffered saline, balanced salt solution, glycol and other conventional fluids.

The dosages and dosage regimen in which the compounds of formula (I) are administered will vary according to the dosage form, mode of administration, the condition being treated and particulars of the patient being treated. Accordingly, optimal therapeutic concentrations will be best determined at the time and place through routine experimentation.

The compounds according to the invention can also be used enterally. Orally, the compounds according to the invention are suitable administered at the rate of 100 μ g to 100 mg per day per kg of body weight. The required dose can be administered in one or more portions. For oral administration, suitable forms are, 5 for example, tablets, gel, aerosols, pills, dragees, syrups, suspensions, emulsions, solutions, powders and granules; a preferred method of administration consists in using a suitable form containing from 1 mg to about 500 mg of active substance.

The compounds according to the invention can also be administered parenterally 10 in the form of solutions or suspensions for intravenous or intramuscular perfusions or injections. In that case, the compounds according to the invention are generally administered at the rate of about 10 μ g to 10 mg per day per kg of body weight; a preferred method of administration consists of using solutions or suspensions containing approximately from 0.01 mg to 1 mg of active substance 15 per ml.

The compounds of formula (I) can be used in a substantially similar manner to other known anti-cancer agents for treating (both chemo preventively and therapeutically) various cancers or to other known agents for treating other diseases associated with abnormal cell proliferation, such as psoriasis, and also 20 for treating central nervous system diseases, as specified above.

For the compounds of this invention, the dose to be administered, whether a single dose, multiple dose, or a daily dose, will of course vary with the particular compound employed because of the varying potency of the compound, the 25 chosen route of administration, the size of the recipient, the type of disease (cancer, and in such a case optionally the type of tumours) and the nature of the patient's condition. The dosage to be administered is not subject to definite bounds, but it will usually be an effective amount, or the equivalent on a molar basis of the pharmacologically active free form produced from a dosage 30 formulation upon the metabolic release of the active drug to achieve its desired pharmacological and physiological effects. An oncologist skilled in the art of cancer treatment or a doctor skilled in the art for psoriasis, or central nervous

system diseases treatment will be able to ascertain, without undue experimentation, appropriate protocols for the effective administration of the compounds of this present invention, such as by referring to the earlier published studies on compounds found to have, for instance, anti-cancer, anti-tumor, anti-psoriasis properties.

According to another aspect, the present invention relates to a method for the treatment of a disease associated with abnormal cell proliferation, and also central and peripheral nervous system diseases and neurodegenerative diseases associated with an excitotoxicity as identified above, comprising administering to a patient in need of such treatment an effective amount of at least one compound of general formula (I) as described above.

Preferred compounds for use according to the invention include any sub-group as defined above, and, as specific examples, the following compounds:

- N*-(4-(Hydroxycarbamoyl)phenyl)-5,6,7,8-tetrahydro-5,5,8,8-tetramethylnaphthalene-2-carboxamide **EHT 3741**
- N*-(4-(2-Aminophenylcarbonyl)phenyl)-5,6,7,8-tetrahydro-5,5,8,8-tetramethylnaphthalene-2-carboxamide **EHT 1800**
- N*-(1,2,3,4-Tetrahydro-1,1,4,4-tetramethylnaphthalen-6-yl)-*N*'-hydroxyterephthalamide **EHT 7706**
- 4-((*E*)-2-(1,2,3,4-tetrahydro-1,1,4,4-tetramethylnaphthalen-6-yl)vinyl)-*N*-hydroxybenzamide **EHT 9899**
- 4-((*Z*)-2-(1,2,3,4-tetrahydro-1,1,4,4-tetramethylnaphthalen-6-yl)vinyl)-*N*-hydroxybenzamide **EHT 7786**
- 4-(2,2-difluoro-2-(1,2,3,4-tetrahydro-1,1,4,4-tetramethylnaphthalen-7-yl)acetamido)-*N*-hydroxybenzamide **EHT 9299**
- 3-(2,2-difluoro-2-(1,2,3,4-tetrahydro-1,1,4,4-tetramethylnaphthalen-7-yl)acetamido)-*N*-hydroxybenzamide **EHT 9710**
- 4-((2,2-difluoro-2-(1,2,3,4-tetrahydro-1,1,4,4-tetramethylnaphthalen-7-yl)acetamido)methyl)-*N*-hydroxybenzamide **EHT 7800**

N-(4-((hydroxycarbamoyl)difluoromethyl)phenyl)-5,6,7,8-tetrahydro-5,5,8,8-tetramethylnaphthalene-2-carboxamide **EHT 4996**

N-(4-Hydroxycarbamoyl-phenyl)-*N'*-(5,5,8,8-tetramethyl-5,6,7,8-tetrahydro-naphthalen-2-yl)-oxalamide **EHT 0933**

5

A further object of this invention is the use of an effective amount of at least one compound of formula (I) as defined above for the preparation of pharmaceutical composition for the treatment of conditions mediated by HDACs identified above.

10

Because of their cell proliferation inhibitory activity, the compounds of this invention are suitable for treating a variety of diseases in a variety of conditions.

In this regard, "treatment" or "treating" includes both therapeutic and prophylactic treatments. Accordingly, the compounds may be used at very early stages of a disease, or before early onset, or after significant progression, including metastasis. The term "treatment" or "treating" designates in particular a reduction of the burden in a patient, such as a reduction in cell proliferation rate, a destruction of diseased proliferative cells, an inhibition of the formation of vessel or vessel-like structure, a reduction of tumor mass or tumor size, a delaying of tumor progression, as well as a complete tumor suppression.

20

Typical examples of diseases associated with abnormal cell proliferation include cancers and psoriasis, for instance. The compounds of this invention are particularly suited for the treatment of cancers, such as solid tumors or lymphoid tumors. Specific examples include promyelocytic leukaemia, prostate cancer, ovarian cancer, pancreas cancer, lung cancer, breast cancer, liver cancer, head and neck cancer, colon cancer, bladder cancer, non-Hodgkin 's lymphoma cancer and melanoma.

25
30

The compounds may be administered according to various routes, typically by injection, such as local or systemic injection(s). Intratumoral injections are

preferred for treating existing cancers. However, other administration routes may be used as well, such as intramuscular, intravenous, intradermic, subcutaneous, etc. Furthermore, repeated injections may be performed, if needed, although it is believed that limited injections will be needed in view of the efficacy of the
5 compounds.

A further object of this invention is a composition for reducing cancer cell proliferation by administering in a subject having cancer an effective amount of compound of formula (I) as defined above.
10

A further object of this invention is a composition for treating metastatic cancers by administering in a subject in need of such treatment an effective amount of compound of formula (I) as defined above.

15 A further object of this invention is a composition for treating psoriasis by administering, preferably orally or topically (onto the skin), in a subject in need of such treatment an effective amount of compound of formula (I) as defined above.

A further object of this invention is a composition for treating Huntington's
20 disease by administering in a subject in need of such treatment an effective amount of compound of formula (I) as defined above.

A further object of this invention is the use of a compound as defined above for the preparation of a pharmaceutical composition for treating metastatic cancers
25 or for reducing cancer cell proliferation.

Without further elaboration, one skilled in the art can, based on the description herein, easily utilize the present described invention to its fullest extent. The following specific examples, which describe syntheses and biological testing of
30 various compounds of the invention, are therefore, to be construed as merely illustrative, and not limitative of the remainder of the disclosure in any way

whatsoever. All publications recited herein, including patents, are hereby incorporated by reference in their entirety.

5 LEGEND TO THE FIGURES

Figure 1: Synthesis of SAHA EHT 0648 (reference compound)

Figure 2: Synthesis of EHT 3741 and EHT 1800

Figure 3: Synthesis of EHT 7706

10 **Figure 4:** Synthesis of EHT 9899 and EHT 7786

Figure 5: Synthesis of EHT 9299

Figure 6: Synthesis of EHT 9710

Figure 7: Synthesis of EHT 7800

Figure 8: Synthesis of EHT 4996 ((a) KMnO_4 , Pyridine, H_2O ; 67% (b) 1. SOCl_2 ,
15 DMF, 0°C ; 2. 4-iodo-aniline, TEA, DMAP; 56%. (c) $\text{BrF}_2\text{CO}_2\text{Et}$, Cu, DMSO; 75%,
(d) $\text{NH}_2\text{OH}\cdot\text{HCl}$, KOH, MeOH; 97%).

Figure 9: Synthesis of EHT 0933 ((a) Methyl oxalyl chloride, Et_3N , CH_2Cl_2 ; 90%,
(b) KOH, MeOH, 3h at 70°C ; 85% (c) i. SOCl_2 , DMF cat., 0°C , ii. Methyl 4-
aminobenzoate, Et_3N , CH_2Cl_2 , 2h at RT; 27% (d) $\text{NH}_2\text{OH}\cdot\text{HCl}$, KOH, MeOH, 3h
20 at RT; 30%).

Figure 10: IC_{50} measurements for the positive controls HDAC inhibitor using
Hela nuclear extract and the Fluor de LysTM substrate. Fig.10a, Trichostatin A
(TSA). Fig. 10b, Suberoylanilide hydroxamic acid (SAHA).

Figure 11: IC_{50} measurements for EHT 9299 using Hela nuclear extract and the
25 Fluor de LysTM substrate.

EXAMPLES

30 The following are examples provided solely to illustrate the present invention and
are not intended to limit the scope of the invention, as described herein.

General

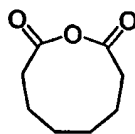
¹H NMR spectra were recorded at ambient temperature with an Avance 300 (Bruker) spectrometer. The compounds were analyzed by reverse phase high performance liquid chromatography (HPLC) using a Waters Autopurification System equipped with a Waters 2525 Pump, a Waters 2696 photodiode array detector, and a XTerra column (Part. No. 186000482, 5 μm, C18, 4.5 × 50 mm). The HPLC method used was a gradient of 5% solvent B to 100% in 7 min. Solvent A was H₂O with 0.05% TFA and solvent B was CH₃CN with 0.05% TFA (Method A). Melting points were measured with a Büchi B-545 melting point apparatus and are uncorrected. To isolate reaction products the solvent were removed by evaporation using a vacuum rotatory evaporator, the water bath temperature not exceeding 40 °C.

15 Synthesis of N-hydroxy-N'-phenyloctanediamide (SAHA) EHT 0648 (reference compound)

Oxonane-2,9-dione

20 A solution of suberic acid (5.0 g, 28.7 mmol) in acetic anhydride (10 mL) was heated at reflux for 1 h. After cooling to RT, the solvent was removed *in vacuo*. The pale yellow residue was recrystallized from acetonitrile. After filtration and drying to the vacuum pump, the oxonane-2,9-dione was obtained as a white solid (2.26 g, 50.4 % yield).

25



MW = 156.18; Yield: 50.4%; White Solid; Mp (°C) = 51-52 (Litt. 69.4)

30 7-(Phenylcarbonyl)heptanoic acid or suberanilic acid

Aniline (0.6 g, 6.4 mmol) was added at room temperature to a stirred solution of oxonane-2,9-dione (1.0 g, 6.4 mmol) in THF anhydrous. After stirring at RT for 0.5 h, the resulting mixture was diluted with water (100 mL). The formed white solid was filtered and collected. Purification by silica gel column chromatography using as eluent EtOAc:cyclohexane = 80:20 to 100:0 afforded 7-(phenylcarbamoyl)heptanoic acid as a white solid (174 mg, 11 % yield).

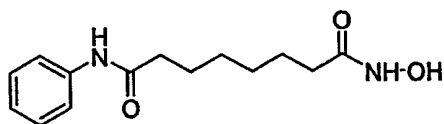
MW: 249.31; Yield: 11 %; White Solid; Mp (°C) = 120 (Litt. 122-123).

10

N-Hydroxy-*N*-phenyloctanediamide (SAHA) EHT 0648

To a solution of suberanilic acid (0.167 g, 0.67 mmol) in anhydrous THF (5 mL) were added successively *via* syringe at 0°C ethyl chloroformate (85.2 μ L, 0.89 mmol) and triethylamine (135.5 μ L, 0.97 mmol) and the mixture was stirred at 0°C for 10 min. The solid was filtered off and the filtrate was added to a freshly prepared hydroxylamine solution in MeOH (3.53 mL). Preparation of hydroxylamine solution in MeOH: A solution of hydroxylamine hydrochloride (0.22 g, 3.15 mmol) in MeOH (5 mL) was added to a stirred solution of KOH (0.18 g, 3.15 mmol) in MeOH (5 mL) at 0°C. After stirring for 0.25 h, the precipitate was removed and the 3.53 mL of filtrate was used as such. The resulting mixture was stirred at RT for 0.25 h and evaporated *in vacuo*. The residue was recrystallized twice from acetonitrile to obtain after drying (0.099 g, 56 % yield) a white solid EHT 0648 *N*-hydroxy-*N*-phenyloctanediamide (SAHA).

25



EHT 0648

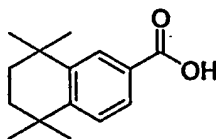
MW: 264.32; Yield: 56 %; White Solid; Mp (°C) = 161.4 (litt. 159-160.5°C).

30

Example 1: N-(4-(Hydroxycarbamoyl)phenyl)-5,6,7,8-tetrahydro-5,5,8,8-tetramethylnaphthalene-2-carboxamide EHT 3741

5 **5,5,8,8-Tetramethyl-5,6,7,8-tetrahydro-naphthalene-2-carboxylic acid 2**

A three neck round bottom flask (250 ml) equipped with a magnetic stirrer was charged with pyridine (37.5 mL), H₂O (12.5 ml) and NaOH (0.39 g, 9.8 mmol). 1,1,4,4,6-Pentamethyltetrahydronaphthalene 1 (1.00 g, 4.9 mmol) and KMnO₄ (3.12 g, 19.8 mmol) were added successively. The reaction mixture was stirred and heated at 95 °C for 16 h and cooled to 1 °C using an ice-water bath. HCl (6 N, 100 mL) was added to acidify to pH = 1 and the product was extracted with EtOAc (5 x 100 mL), dried over Na₂SO₄, filtered to give after evaporation 5,5,8,8-tetramethyl-5,6,7,8-tetrahydro-naphthalene-2-carboxylic acid 2 (0.65 g, 15 57% yield) as a white solid.



2

20 **MW: 232.32; Yield 57 %; White Solid; Mp (°C): 196.2.**

R_f: 0.4 (EtOAc:cyclohexane = 25:75).

¹H NMR (CDCl₃, δ): 1.30 (s, 6H, 2xCH₃), 1.32 (s, 6H, 2xCH₃), 1.71 (s, 4H, 2xCH₂), 7.49 (d, 1H, J = 8 Hz, ArH), 7.83 (dd, 1H, J = 2 Hz, J = 8 Hz, ArH), 8.08 (d, 1H, J = 2 Hz, ArH), COOH not seen.

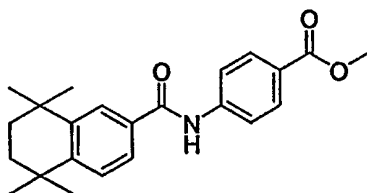
25 **MS-ESI: m/z (rel. int.) 232.9 ([MH]⁺, 100).**

HPLC: Method A, detection 254 nm, RT = 6.5 min, Peak area 99.0 %.

Methyl 4-(5,6,7,8-tetrahydro-5,5,8,8-tetramethylnaphthalene-2-carboxamido)benzoate 3

30

5,5,8,8-Tetramethyl-5,6,7,8-tetrahydro-naphthalene-2-carboxylic acid **2** (0.20 g, 0.86 mmol) was dissolved in SOCl_2 (4.3 mL) at 0°C . A drop of DMF was added and the mixture was stirred for 0.5 h. The SOCl_2 was removed under vacuum and the crude acid chloride was dissolved in pyridine (10 mL). Methyl 4-aminobenzoate (0.143 g, 0.947 mmol) and DMAP (0.010 mg, 0.086 mmol) were added and the mixture was heated at 60°C for 2 h with stirring. The mixture was poured into H_2O and the product was extracted with EtOAc; The organic layer was washed successively with HCl (2M), saturated NaHCO_3 , saturated NaCl, dried over MgSO_4 , filtrated to give after evaporation methyl 4-(5,6,7,8-tetrahydro-5,5,8,8-tetramethylnaphthalene-2-carboxamido)benzoate **3** (0.23 g, 73 % yield) as a white solid.



15

3

MW: 365.47; Yield 73 %; White Solid; Mp ($^\circ\text{C}$): 206.

$^1\text{H NMR}$ (CDCl_3 , δ): 1.28 (s, 6H, $2\times\text{CH}_3$), 1.31 (s, 6H, $2\times\text{CH}_3$), 1.71 (s, 4H, $2\times\text{CH}_2$), 3.91 (s, 3H, OCH_3), 7.41 (d, 1H, $J = 8.2$ Hz, ArH), 7.56 (dd, 1H, $J = 8.2$ Hz, $J = 2.0$ Hz, ArH), 7.74 (dd, 2H, $J = 7.0$ Hz, $J = 1.7$ Hz, ArH), 7.86 (d, 1H, $J = 2.0$ Hz, ArH), 7.95 (s, 1H, NH), 8.05 (dd, 2H, $J = 6.9$ Hz, $J = 1.7$ Hz, ArH).

20

MS-ESI: m/z (rel. int.) 366.0 ($[\text{MH}]^+$, 100).

HPLC: Method A, detection 254 nm, RT = 7.41 min, peak area 88.0 %.

25

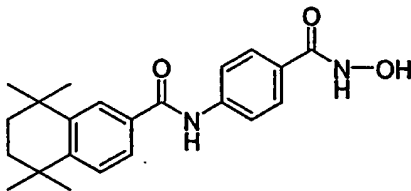
N-(4-(Hydroxycarbamoyl)phenyl)-5,6,7,8-tetrahydro-5,5,8,8-tetramethylnaphthalene-2-carboxamide **EHT 3741**

To a solution of methyl 4-(5,6,7,8-tetrahydro-5,5,8,8-tetramethylnaphthalene-2-carboxamido)benzoate **3** (0.200 g, 0.5 mmol) in MeOH (2 mL) was added an hydroxylamine solution (1.76 M, 2 mL) in MeOH and the reaction mixture was stirred 1 h at RT under magnetic stirring. The reaction mixture was adjusted to pH = 5, concentrated and the residue was partitioned between EtOAc and H₂O. The organic layer was dried with Na₂SO₄ and the product was crystallized by dissolving the mixture at 80°C in CH₃CN to give *N*-(4-(hydroxycarbonyl)phenyl)-5,6,7,8-tetrahydro-5,5,8,8-tetramethylnaphthalene-2-carboxamide **EHT 3741** (0.070 g, 35% yield) as a pale red solid.

10

Preparation of hydroxylamine solution (1.76 M) in MeOH: A solution of hydroxylamine hydrochloride (2.34 g, 33.7 mmol) in hot MeOH (12 mL) was added to a stirred solution of KOH (1.89 g, 33.7 mmol) in MeOH (7 mL). After stirring for 0.25 h the solution was cooled at 0°C and the precipitate was removed by filtration.

15

**EHT 3741**

MW: 366.50; Yield: 35%; Pale Red Solid; Mp (°C): 240.5.

20 *R_f* 0.35 (MeOH:CH₂Cl₂ = 5:95).

¹H-NMR (DMSO, δ): 1.27 (s, 6H, 2xCH₃), 1.30 (s, 6H, 2xCH₃), 1.67 (s, 4H, 2xCH₂), 7.48 (d, 1H, *J* = 8.2 Hz, ArH), 7.65-7.90 (m, 6H, ArH), 8.98 (s, 1H, ArH), 10.29 (s, 1H, OH), 11.15 (s, 1H, NH).

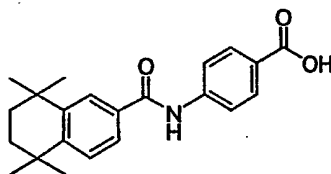
MS-ESI *m/z* (rel. int.): 367.0 ([MH]⁺, 100).

25 HPLC: Method A, detection UV 254 nm, **EHT 3741** RT = 6.1 min, peak area 98.7 %.

Example 2: *N*-(4-(2-Aminophenylcarbamoyl)phenyl)-5,6,7,8-tetrahydro-5,5,8,8-tetramethyl-naphthalene-2-carboxamide EHT 1800

4-(5,6,7,8-tetrahydro-5,5,8,8-tetramethylnaphthalene-2-carboxamido)benzoic acid 4

A 25 mL round bottom flask equipped with a reflux condenser was charged with methyl methyl 4-(5,6,7,8-tetrahydro-5,5,8,8-tetramethylnaphthalene-2-carboxamido)benzoate 3 (0.200 g, 0.547 mmol), MeOH (10 mL) and KOH (0.122 g, 2.18 mmol). The reaction mixture was stirred for 16 h at reflux, evaporated to dryness and partitioned between EtOAc and H₂O. 6N HCl was added until pH became acidic and the organic layer was separated, washed with water, brine, dried with Na₂SO₄, filtered and concentrated on a rotary evaporator to give 4-(5,6,7,8-tetrahydro-5,5,8,8-tetramethylnaphthalene-2-carboxamido)benzoic acid 4 as a white solid (0.151 g, 78 %).



15

4

MW: 351.43; **Yield** 78 %; white solid; **Mp** (°C): 265.

R_f 0.3 (EtOAc:Cyclohexane = 50:50).

¹H NMR (CDCl₃, δ): 1.32 (s, 6H, 2xCH₃), 1.34 (s, 6H, 2xCH₃), 1.73 (s, 4H, 2xCH₂), 7.43 (d, 1H, *J* = 8.53, ArH), 7.57 (d, 1H, *J* = 8.25, *J* = 1.98, ArH), 7.78 (d, 2H, *J* = 8.74, ArH), 7.88 (d, 1H, *J* = 8.74, ArH), 7.92 (s, 1H, NH), 8.13 (d, 2H, *J* = 8.70, ArH), CO₂H not seen.

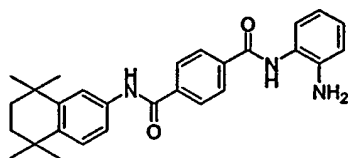
MS-ESI: *m/z* (rel. int.) 352.1 ([MH]⁺, 100).

HPLC: Method A, detection 254 nm, RT = 6.66 min, Peak area = 96.3%.

25

N-(4-(2-Aminophenylcarbamoyl)phenyl)-5,6,7,8-tetrahydro-5,5,8,8-tetramethylnaphthalene-2-carboxamide **EHT 1800**

To a solution of 4-(5,6,7,8-tetrahydro-5,5,8,8-tetramethylnaphthalene-2-carboxamido)benzoic acid 4 (151 mg) in DMF 2 mL was added BOP (0.266 g), triethylamine (0.238 mL, 0.60 mmol) and phenylenediamine (0.093 g, 0.86 mmol). The reaction mixture was stirred 1 h at RT and diluted in EtOAc (25 mL),
5 washed with NaH₂PO₄ (1M, 2 x 25 mL), brine (1M, 2 x 25 mL), NaHCO₃ (1M, 2 x 25 mL), brine (1M, 2 x 25 mL), dried over Na₂SO₄, filtered and concentrated to give an oil that was purified using silica gel chromatography with 40% [v/v] EtOAc in cyclohexane to give *N*-(4-(2-aminophenylcarbamoyl)phenyl)-5,6,7,8-tetrahydro-5,5,8,8-tetramethylnaphthalene-2-carboxamide EHT 1800 (8 mg, 4%
10 yield) as a white solid.



EHT 1800

15 **MW:** 441.36; **Yield:** 4%; **White Solid;** **Mp (°C):** 215.9.

R_f: 0.55 (EtOAc:Cyclohexane = 50:50).

¹H-NMR (DMSO, δ): 1.18 (s, 6H, 2xCH₃), 1.22 (s, 6H, 2xCH₃), 1.59 (s, 4H, 2xCH₂), 4.80 (s, 2H, NH₂), 6.50 (t, 1H, *J* = 7.5 Hz, ArH), 6.69 (d, 1H, *J* = 8.08 Hz, ArH), 6.87 (t, 1H, *J* = 7.5 Hz, ArH), 7.07 (d, 1H, *J* = 7.5 Hz, ArH), 7.40 (d, 1H, *J* =
20 8.2 Hz, ArH), 7.63 6.50 (d, 1H, *J* = 8.2 Hz, ArH), 7.79-7.81 (m, 3H, ArH), 7.90 (d, 2H, *J* = 7.5 Hz, ArH), 9.51 (s, 1H, NH), 10.24 (s, 1H, NH).

MS-ESI *m/z* (rel. int.): 442.1 ([MH]⁺, 40); 334.1 (100).

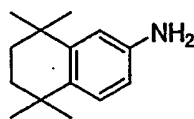
HPLC: Method A, detection UV 254 nm, EHT 1800 RT = 5.83 min, peak area 97%.

25

Example 3: *N*-(1,2,3,4-Tetrahydro-1,1,4,4-tetramethylnaphthalen-6-yl)-*N'*-hydroxyterephthalamide EHT 7706

5,5,8,8-Tetramethyl-5,6,7,8-tetrahydro-naphthalen-2-ylamine 6

A mixture of HNO₃ [63%] (0.94 mL) and H₂SO₄ (1.5 mL) was added to 1,1,4,4-tetramethyl-1,2,3,4-tetrahydro-naphthalene 5 (2.0 g, 10.6 mmol) at -10°C and the reaction mixture was stirred for 1 h. The reaction mixture was poured into ice:water and the product was extracted with CH₂Cl₂. The organic layer was washed with NaOH (1N), H₂O, brine, dried over MgSO₄ to give after solvent evaporation 1,1,4,4-tetramethyl-6-nitro-1,2,3,4-tetrahydro-naphthalene (1.87 g, 76 %). ref. Kagechika, H., Kawachi, E., Hashimoto, Y., Shudo, K., Himi T., *J. Med. Chem.*, 31, 2182-2192, 1988. To a stirred solution of 1,1,4,4-tetramethyl-6-nitro-1,2,3,4-tetrahydro-naphthalene (0.593 g, 2.5 mmol) in glacial acetic acid (10 mL) was added iron powder (0.77, 13.8 mmol) over a period of 15 min. The reaction mixture was stirred at 60°C for 3 hours. The volatiles were evaporated and the resulting oil was partitioned between EtOAc and water. Organics extracts were washed with brine, dried over MgSO₄ to obtain 5,5,8,8-tetramethyl-5,6,7,8-tetrahydro-naphthalen-2-ylamine 6 (0.232 g, 46% yield) as a brown solid.

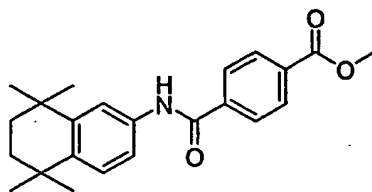


6

- 20 **MW:** 203.32; **Yield:** 35 %; **Brown Solid;** **Mp (°C):** 67.
¹H NMR (CDCl₃, δ): 1.23 (s, 6H, 2xCH₃), 1.25 (s, 6H, 2xCH₃), 1.64 (s, 4H, 2xCH₂), 3.50 (s, 2H, NH₂), 6.52 (dd, 1H, *J* = 8.32 Hz, *J* = 2.53 Hz, ArH), 6.63 (d, 1H, *J* = 2.52 Hz, ArH), 7.10 (d, 1H, *J* = 8.33 Hz, ArH).
MS-ESI: *m/z* (rel. int.) 204.0 ([MH]⁺, 100).
25 **HPLC:** Method A, detection 254 nm, RT = 4.8 min, Peak area 90 %.

N-(5,5,8,8-Tetramethyl-5,6,7,8-tetrahydro-naphthalen-2-yl)-terephthalamic acid methyl ester 7

Terephthalic acid monomethyl ester (194 mg, 1.08 mmol) was dissolved in SOCl₂ (5.39 mL) at 0°C. A drop of DMF was added and the mixture was stirred for 30 min. The SOCl₂ was removed under vacuum and the crude acid chloride was dissolved in pyridine (12.5 mL). 5,5,8,8-Tetramethyl-5,6,7,8-tetrahydro-naphthalen-2-ylamine 6 (200 g, 0.98 mmol) and DMAP (12 mg, 0.1 mmol) was added and the mixture was heated at 60 °C for 2 h with stirring. The mixture was poured into H₂O and the product was extracted with EtOAc. The organic layer was washed successively with HCl 2M, saturated NaHCO₃, saturated NaCl, dried over MgSO₄ and filtrated to give after evaporation *N*-(5,5,8,8-tetramethyl-5,6,7,8-tetrahydro-naphthalen-2-yl)-terephthalamide methyl ester 7 (316 mg, 88 % yield) as a white solid.



7

15

MW: 365.47; Yield 88 %; White Solid; Mp: 211°C.

R_f: 0.9 (EtOAc:Cyclohexane = 50:50).

¹H NMR (CDCl₃, δ): 1.28 (s, 6H, 2xCH₃), 1.30 (s, 6H, 2xCH₃), 1.70 (s, 4H, 2xCH₂), 3.96 (s, 3H, OCH₃), 7.32 (d, 1H, J = 8.50 Hz, ArH), 7.45 (d, 1H, J = 8.28 Hz, ArH), 7.53 (s, 1H, ArH), 7.80 (s, 1H, ArH), 7.92 (d, 2H, J = 8.15 Hz, ArH), 8.14 (d, 2H, J = 8.12 Hz, ArH).

MS-ESI: m/z (rel. int.) 366.0 ([MH]⁺, 100).

HPLC: Method A, detection 254 nm, RT = 7.5 min, Peak area 90.6 %.

25

N-(1,2,3,4-Tetrahydro-1,1,4,4-tetramethylnaphthalen-6-yl)-*N*'-hydroxyterephthalamide EHT 7706

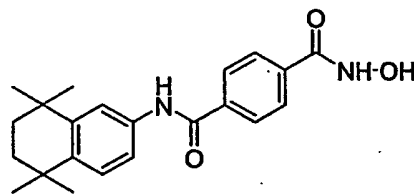
To a solution of N-(5,5,8,8-tetramethyl-5,6,7,8-tetrahydro-naphthalen-2-yl)-terephthalamic acid methyl ester **7** (0.20 g, 0.55 mmol) in MeOH (2 mL) was added an hydroxylamine solution (1.76 M, 2 mL) in MeOH and the reaction mixture was stirred 1 h at room temperature under magnetic stirring. The reaction mixture was adjusted to pH = 5, concentrated and the residue was partitioned between EtOAc and H₂O. The organic layer was dried with Na₂SO₄ and the product was crystallized by dissolving the mixture at 80°C in CH₃CN to give

N-(1,2,3,4-tetrahydro-1,1,4,4-tetramethylnaphthalen-6-yl)-*N'*-hydroxyterephthalamide **EHT 7706** (0.05 g, 25% yield) as a white solid.

10

Preparation of hydroxylamine solution (1.76 M) in MeOH: A solution of hydroxylamine hydrochloride (2.34 g, 33.7 mmol) in hot MeOH (12 mL) was added to a stirred solution of KOH (1.89 g, 33.7 mmol) in MeOH (7 mL). After stirring for 0.25 h the solution was cooled at 0°C and the precipitate was removed and the precipitate was removed by filtration.

15

**EHT 7706**

MW: 366.50; **Yield:** 25%; **White Solid;** **Mp** (°C): 230.2.

R_f 0.4 (MeOH:CH₂Cl₂ = 5:95).

¹H-NMR (DMSO, δ): 1.14 (s, 6H, 2xCH₃), 1.15 (s, 6H, 2xCH₃), 1.55 (s, 4H, 2xCH₂), 7.19 (d, 1H, *J* = 4.6Hz, ArH), 7.49 (d, 1H, *J* = 8.54, ArH), 7.58 (s, 1H, ArH), 7.78 (d, 2H, *J* = 7.13, ArH), 7.91 (d, 2H, *J* = 7.96 Hz, ArH), 9.08 (s, 1H, NH), 10.09 (s, 1H, OH), 11.29 (s, 1H, NH).

25

MS-ESI *m/z* (rel. int.): 367.0 ([MH]⁺, 100).

HPLC: Method A, detection UV 254 nm, **EHT 7706** RT = 6.1 min, peak area 99 %.

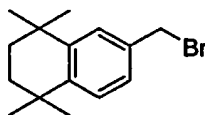
Example 4: 4-((E)-2-(1,2,3,4-tetrahydro-1,1,4,4-tetramethylnaphthalen-6-yl)vinyl)-N-hydroxy-benzamide EHT 9899

6-(bromomethyl)-1,2,3,4-tetrahydro-1,1,4,4-tetramethylnaphthalene 8

5

A solution of 1,2,3,4-tetrahydro-1,1,4,4,6-pentamethylnaphthalene 1 (2.00 g, 9.88 mmol), *N*-bromosuccinimide (1.85 mmol, 10.37 mmol), benzoyl peroxide (91 mg, 0.28 mmol) in 35 mL of CCl₄ was heated at reflux (84°C, oil bath) for 2.5 h. After cooling to room temperature, the solution was concentrated *in vacuo*. Diethyl ether (100 mL) was added and the solution was filtered (to remove the succinimide formed) and concentrated to give a crude oil. The crude oil was purified by silica gel column chromatography using as eluent petroleum ether. 6-(Bromomethyl)-1,2,3,4-tetrahydro-1,1,4,4-tetramethylnaphthalene 8 (2.01 g, 72.5 % yield) was obtained as a colourless oil.

15



8

MW: 281.23; Yield: 72.5 %; Colourless Oil.

20 ¹H NMR (CDCl₃, δ): 1.27 (s, 6H, 2xCH₃), 1.28 (s, 6H, 2xCH₃), 1.67 (s, 4H, 2xCH₂), 3.77 (s, 2H, -CH₂Br), 7.16 (dd, 1H, *J* = 8.1 Hz, *J* = 2.0 Hz, ArH), 7.27 (d, 1H, *J* = 8.1 Hz, ArH), 7.30 (d, 1H, *J* = 2.0 Hz, ArH).

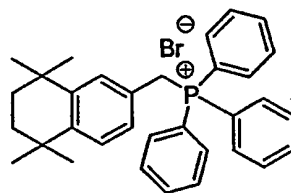
25 (5,6,7,8-Tetrahydro-5,5,8,8-tetramethyl-2-naphthalenyl)-methyl-triphenylphosphonium bromide 9

In a 250 mL round bottom flask was charged 6-(bromomethyl)-1,2,3,4-tetrahydro-1,1,4,4-tetramethylnaphthalene 8 (2.00 g, 7.11 mmol) in solution in 11 mL of dichloromethane. Triphenylphosphine (2.15 g, 8.18 mmol) was added *via*

30

spatula at room temperature. The reaction mixture was stirred overnight at RT (16 h). Diethyl ether (200 mL) was added and the white precipitate formed was filtered and washed copiously with diethyl ether and dried *in vacuo* over P₂O₅. (5,6,7,8-tetrahydro-5,5,8,8-tetramethyl-2-naphthalenyl)-methyl-

5 triphenylphosphonium bromide **9** (3.40 g, 88% yield) was obtained as a white solid.



10

9

MW: 543.52; Yield: 88%; White Solid; Mp (°C): 275.4.

¹H NMR (CDCl₃, δ): 1.29 (s, 6H, 2xCH₃), 1.33 (s, 6H, 2xCH₃), 1.70 (s, 4H, 2xCH₂), 3.92 (s, 3H, -OCH₃), 7.06 (d, 1H, J = 16.3 Hz, HC=CH), 7.20 (d, 1H, J = 16.3 Hz, HC=CH), 7.28-7.39 (m, 2H, ArH), 7.42 (s, 1H, ArH), 7.56 (d, 1H, J = 8.4 Hz, ArH), 8.01 (d, 1H, J = 8.4 Hz, ArH).

15

Methyl 4-((E)-2-(1,2,3,4-tetrahydro-1,1,4,4-tetramethylnaphthalen-6-yl)vinyl)benzoate **10** and methyl 4-((Z)-2-(1,2,3,4-tetrahydro-1,1,4,4-tetramethylnaphthalen-6-yl)vinyl)benzoate **11**.

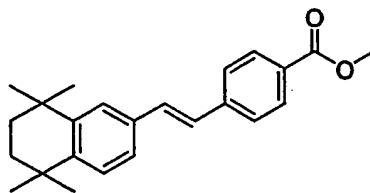
20

In a 50 mL round bottom flask under nitrogen atmosphere equipped with a magnetic stirrer was charged (5,6,7,8-tetrahydro-5,5,8,8-tetramethyl-2-naphthalenyl)-methyl-triphenylphosphonium bromide **9** (2.00 g, 3.68 mmol) in 10 mL of DMSO. NaH (60 % dispersion in oil, 155 mg, 3.86 mmol) was added portion wise at room temperature and the solution (became red) abandoned for 30 min. A solution of methyl-4-formylbenzoate (0.82 g, 5.00 mmol) in 7 mL of DMSO was added via syringe. The reaction which became pale yellow was abandoned for 5 h at room temperature. The reaction mixture is poured on ice

25

water, a solution of HCl 1N (10 mL) was added and the solution was extracted with diethyl ether (3 x 150 mL). The organic layer was washed with brine (3 x 100 mL), dried over MgSO₄, filtered and evaporated to dryness. The crude product was incorporated on silica and purified by silica gel column chromatography using as eluent petroleum ether:EtOAc = 100:0 to 99:1 to obtain BLE 04046A (0.444 g) which crystallized under vacuum and a white solid BLE 04046B (0.607 g). ¹H NMR analysis of BLE 04046B revealed a mixture *E*:*Z* about 85:15 of methyl 4-(2-(1,2,3,4-tetrahydro-1,1,4,4-tetramethylnaphthalen-6-yl)vinyl)benzoate. BLE 04046B was recrystallized in hexane with a few drop of EtOAc to afford after filtration and drying pure methyl 4-((*E*)-2-(1,2,3,4-tetrahydro-1,1,4,4-tetramethylnaphthalen-6-yl)vinyl)benzoate **10** (0.308 g, % yield) as a white solid. BLE 04046A (0.444 g) was purified by silica gel column chromatography using as eluent petroleum ether:EtOAc = 100:0 to 99:1 to obtain, after evaporation and drying, pure methyl 4-((*Z*)-2-(1,2,3,4-tetrahydro-1,1,4,4-tetramethylnaphthalen-6-yl)vinyl)benzoate **11** (0.161 g, 12.5 % yield) as a colourless oil.

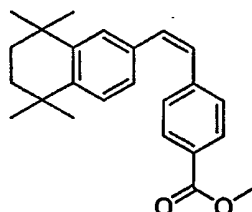
Methyl 4-((*E*)-2-(1,2,3,4-tetrahydro-1,1,4,4-tetramethylnaphthalen-6-yl)vinyl)benzoate **10**

**10**

25 MW: 348.48; Yield 24 %; White Solid; Mp (°C): 166.5.

¹H NMR (CDCl₃, δ): 1.29 (s, 6H, 2xCH₃), 1.33 (s, 6H, 2xCH₃), 1.70 (s, 4H, 2xCH₂), 3.92 (s, 3H, -OCH₃), 7.06 (d, 1H, *J* = 16.3 Hz, HC=CH), 7.20 (d, 1H, *J* = 16.3 Hz, HC=CH), 7.28-7.39 (m, 2H, ArH), 7.42 (s, 1H, ArH), 7.56 (d, 2H, *J* = 8.4 Hz, ArH), 8.01 (d, 2H, *J* = 8.4 Hz, ArH).

Methyl 4-((Z)-2-(1,2,3,4-tetrahydro-1,1,4,4-tetramethylnaphthalen-6-yl)vinyl)benzoate **11**



5

11

MW: 348.48; **Yield** 12.5 %; **Colourless Oil.**

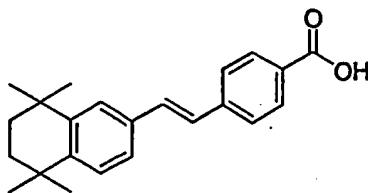
¹H NMR (CDCl₃, d): 1.09 (s, 6H, 2xCH₃), 1.25 (s, 6H, 2xCH₃), 1.63 (s, 4H, 2xCH₂), 3.90 (s, 3H, -OCH₃), 6.54 (d, 1H, *J* = 12.3 Hz, HC=CH), 6.65 (d, 1H, *J* = 12.3 Hz, HC=CH), 6.99 (dd, 1H, *J* = 8.2 Hz, *J* = 1.7 Hz, ArH), 7.14-7.21 (m, 2H, ArH), 7.36 (d, 2H, *J* = 8.2 Hz, ArH), 7.90 (d, 2H, *J* = 8.2 Hz, ArH).

4-((*E*)-2-(1,2,3,4-Tetrahydro-1,1,4,4-tetramethylnaphthalen-6-yl)vinyl)benzoic acid **12**

15

In a 50 mL round bottom flask was charged methyl 4-((*E*)-2-(1,2,3,4-tetrahydro-1,1,4,4-tetramethylnaphthalen-6-yl)vinyl)benzoate **10** (0.30 g, 0.86 mmol) in 20 mL and water (2 mL) and KOH was added (193 mg, 3.44 mmol). The suspension was heated for 6 h at 70°C. Methanol was removed *in vacuo*, water (20 mL) was added and the solution washed with diethyl ether (2 x 30 mL). The aqueous solution was carefully acidified to pH = 1 using a solution of HCl 1N and extracted with diethyl ether (3 x 100 ml). The organic layer was dried over MgSO₄, filtered and evaporated to yield to 4-((*E*)-2-(1,2,3,4-tetrahydro-1,1,4,4-tetramethylnaphthalen-6-yl)vinyl)benzoic acid **12** (0.26 g, 90 % yield) as a white solid.

25



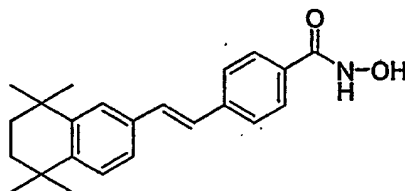
12

MW: 334.45; Yield 90 %; White Solid; Mp (°C): 273 (litt. 274-276).

- 5 ¹H NMR (CDCl₃, δ): 1.24 (s, 6H, 2xCH₃), 1.29 (s, 6H, 2xCH₃), 1.65 (s, 4H, 2xCH₂), 7.20-7.45 (m, 4H, HC=CH and 2xArH), 7.55 (s, 1H, ArH), 7.69 (d, 2H, J = 8.2 Hz, ArH), 7.92 (d, 2H, J = 8.2 Hz, ArH), -OH not seen.

- 10 4-((E)-2-(1,2,3,4-Tetrahydro-1,1,4,4-tetramethylnaphthalen-6-yl)vinyl)-N-hydroxybenzamide EHT 9899

- To a solution of 4-((E)-2-(1,2,3,4-tetrahydro-1,1,4,4-tetramethylnaphthalen-7-yl)vinyl)benzoic acid 12 (0.16 g, 0.48 mmol) in anhydrous THF at 0°C were added successively *via* syringe ethyl chloroformate (60.8 μL, 0.64 mmol) and
15 triethylamine (96.3 μL, 0.69 mmol). The resulting mixture was stirred for 10 min at 0°C. The solid was filtered off and the filtrate was added to a freshly prepared solution of 2.5 mL of hydroxylamine in MeOH. Preparation of the hydroxylamine solution in MeOH: A solution of hydroxylamine hydrochloride (0.22 g, 3.15 mmol) in MeOH (5 mL) was added to a stirred solution of KOH (0.18 g, 3.15 mmol) in
20 MeOH (5 mL) at 0°C. After stirring for 15 min, the precipitate was removed and 2.5 mL of filtrate was used as such. The resulting mixture was stirred at RT for 1.25 h and evaporated *in vacuo*. The crude product was incorporated on silica and purify by silica gel column chromatography using as eluent CH₂Cl₂:MeOH =
25 solid 4-((E)-2-(1,2,3,4-tetrahydro-1,1,4,4-tetramethylnaphthalen-6-yl)vinyl)-N-hydroxybenzamide EHT 9899 was obtained (0.06 g, 36% yield).

**EHT 9899**

MW: 349.47; Yield: 36 %; Brown Pale Solid; Mp (°C): 91.2.

5 ¹H NMR (CDCl₃, δ): 1.29 (s, 6H, 2xCH₃), 1.32 (s, 6H, 2xCH₃), 1.70 (s, 4H, 2xCH₂), 7.13-7.45 (m, 3H, HC=CH and -NH-), 7.32 (s, 2H, ArH), 7.41 (s, 1H, ArH), 7.56 (d, 2H, J = 5.2 Hz, ArH), 7.72 (s broad, 2H, ArH), 9.3 (s broad, 1H, OH).

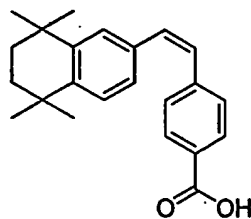
MS-ESI m/z (rel. int.): 350.1 ([MH]⁺, 100).

10 HPLC: Method A, detection UV 254 nm, EHT 9899 RT = 6.90 min, peak area 98.5%.

15 **Example 5: 4-((Z)-2-(1,2,3,4-tetrahydro-1,1,4,4-tetramethylnaphthalen-6-yl)vinyl)-N-hydroxy-benzamide EHT 7786**

4-((Z)-2-(1,2,3,4-Tetrahydro-1,1,4,4-tetramethylnaphthalen-6-yl)vinyl)benzoic acid 13

20 In a 50 mL round bottom flask was charged methyl 4-((Z)-2-(1,2,3,4-tetrahydro-1,1,4,4-tetramethylnaphthalen-6-yl)vinyl)benzoate 11 (0.16 g, 0.46 mmol) in 15 mL and water (1.5 mL) and KOH was added (103 mg, 1.84 mmol). The suspension was heated for 6 h at 70 °C. Methanol was removed *in vacuo*, water (20 mL) was added and the solution washed with diethyl ether (2 x 50 mL). The
25 aqueous solution was carefully acidified to pH = 1 using a solution of HCl 1N and extracted with diethyl ether (3 x 50 ml). The organic layer was dried over MgSO₄, filtered and evaporated to yield to 4-((Z)-2-(1,2,3,4-tetrahydro-1,1,4,4-tetramethylnaphthalen-6-yl)vinyl)benzoic acid 13 (0.151 g, 98 % yield) as a white solid.



13

5

MW: 334.45; Yield 98 %; White Solid.

¹H NMR (CDCl₃, δ): 1.08 (s, 6H, 2xCH₃), 1.25 (s, 6H, 2xCH₃), 1.63 (s, 4H, 2xCH₂), 6.54 (d, 1H, *J* = 12.3 Hz, HC=CH), 6.65 (d, 1H, *J* = 12.3 Hz, HC=CH),
10 6.99 (dd, 1H, *J* = 8.1 Hz, *J* = 1.7 Hz, ArH), 7.15-7.20 (m, 2H, ArH), 7.38 (d, 2H, *J* = 8.1 Hz, ArH), 7.97 (d, 2H, *J* = 8.1 Hz, ArH), COOH not seen.

MS-ESI: *m/z* (rel. int.) 335.1 ([MH]⁺, 100).

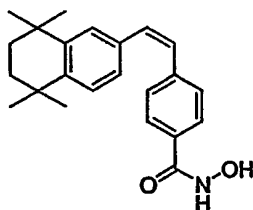
HPLC: Method A, detection 254 nm, RT = 7.79 min, peak area = 99.0 %.

15

4-((Z)-2-(1,2,3,4-Tetrahydro-1,1,4,4-tetramethylnaphthalen-6-yl)vinyl)-*N*-hydroxybenzamide EHT 7786

To a solution of 4-((Z)-2-(1,2,3,4-tetrahydro-1,1,4,4-tetramethylnaphthalen-7-yl)vinyl)benzoic acid **13** (0.15 g, 0.45 mmol) in thionyl chloride (2.5 mL) was added at 0°C two drops of DMF and the reaction mixture was abandoned 1 h at 0°C under magnetic stirring. This solution was evaporated *in vacuo*, CH₂Cl₂ was added (10 mL) and the solution was again evaporated. To a solution of H₂NOH.HCl (1.38 g, 20 mmol) in 17.24 mL of THF and 3.45 mL of water
25 (THF:H₂O = 5:1) was added at 0°C Et₃N (3.45 mL, excess). This mixture was kept 1 h at 0°C. The acid chloride formed was dissolved in CH₂Cl₂ (7.14 mL) and added slowly drop wise to the freshly prepared solution of NH₂OH in THF:H₂O at 0°C. The reaction mixture was stirred at room temperature overnight

and evaporated to dryness. The crude product was incorporated on silica and purify by silica gel column chromatography using as eluent CH₂Cl₂:MeOH = 99:1 to 99:2). After evaporation and drying to the vacuum pump a brown pale solid 4-((Z)-2-(1,2,3,4-tetrahydro-1,1,4,4-tetramethylnaphthalen-6-yl)vinyl)-N-hydroxybenzamide EHT 7786 was obtained (0.10 g, 64 % yield).



EHT 7786

10 **MW:** 349.47; **Yield:** 64 %; **Brown Pale Solid;** **Mp (°C):** 112.9.
¹H-NMR (CDCl₃, δ): 1.08 (s, 6H, 2xCH₃); 1.24 (s, 6H, 2xCH₃); 1.62 (s, 4H, 2xCH₂); 6.47 (d, 1H, *J* = 12.3 Hz, -HC=CH-); 6.60 (d, 1H, *J* = 12.3 Hz, -HC=CH-); 6.96 (dd, 1H, *J* = 7.9 Hz, *J* = 1.5 Hz, ArH); 7.14 (d, 1H, *J* = 1.5 Hz, ArH); 7.15 (d, 1H, *J* = 7.8 Hz, ArH); 7.31 (d, 2H, *J* = 5.7 Hz, ArH); 7.58 (d, 2H, *J* = 5.7 Hz, ArH); OH and NH not seen.
MS-ESI *m/z* (rel. int.): 350.1 ([MH]⁺, 100).
HPLC: Method A, detection UV 254 nm, EHT 7786 RT = 6.83 min, peak area 99.0 %.

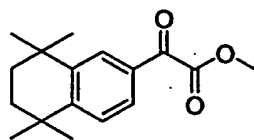
20

Example 6: 4-(2,2-difluoro-2-(1,2,3,4-tetrahydro-1,1,4,4-tetramethylnaphthalen-7-yl)acetamido)-N-hydroxybenzamide EHT 9299

Methyl 2-(1,2,3,4-tetrahydro-1,1,4,4-tetramethylnaphthalen-6-yl)-2-oxoacetate **14**
 25 1,1,4,4-Tetramethyl-1,2,3,4-tetrahydro-naphthalene **5** (2.0 g, 10.6 mmol) was dissolved in dichloromethane (4 mL). The solution was frozen at 0°C, and aluminium trichloride (1.56 g, 11.7 mmol) was added. The mixture was stirred at

0°C under nitrogen atmosphere. Methyl oxalyl chloride (1.08 mL, 11.7 mmol) was added *via* syringe. The black mixture was stirred at 0 °C for 2 h. While stirring at room temperature, ice (20 g) was added then slowly concentrated HCl (2 mL). The product was extracted with CH₂Cl₂ (5 x 50 mL). The organic layer was washed with brine (3 x 20 mL), dried over MgSO₄, filtered and evaporated *in vacuo*. The crude product was purified by chromatography on silica using as eluent cyclohexane:EtOAc = 98:02. Methyl 2-(1,2,3,4-tetrahydro-1,1,4,4-tetramethylnaphthalen-6-yl)-2-oxoacetate **14** (2.05 g, 71% yield) was obtained as a yellow oil.

10

**14**

MW: 274.35; **Yield:** 71 %; **Yellow Oil.**

15 **R_f:** 0.35 (cyclohexane:EtOAc = 98:02).

¹H-NMR (CDCl₃, δ): 1.30 (s, 6H, 2xCH₃), 1.31 (s, 6H, 2xCH₃), 1.71 (s, 4H, 2xCH₂), 3.97 (s, 3H, OMe), 7.43 (d, 1H, *J* = 8.3 Hz, ArH), 7.71 (dd, 1H, *J* = 8.3 Hz, *J* = 1.9 Hz, ArH), 8.00 (d, 1H, *J* = 1.9 Hz, ArH)

¹³C-NMR (CDCl₃, δ): 183.70, 162.12, 151.00, 143.71, 127.64, 126.30, 125.01, 124.99, 50.27, 32.70, 32.41, 32.31, 32.19, 29.44.

20

MS-ESI m/z (rel. int.): 297 ([M+Na]⁺, 5), 215 (100).

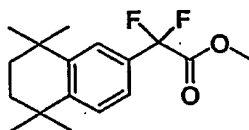
HPLC: Method A, detection UV 254 nm, RT = 7.45 min, peak area 93.78 %.

25 **Methyl 2,2-difluoro-2-(1,2,3,4-tetrahydro-1,1,4,4-tetramethylnaphthalen-6-yl)acetate 15**

Methyl 2-(1,2,3,4-tetrahydro-1,1,4,4-tetramethylnaphthalen-6-yl)-2-oxoacetate **14** (1.47 g, 5.36 mmol) was dissolved in dichloroethane (22.05 mL). Diethylamino-sulfur trifluoride (DAST, 3.51 mL, 26.79 mmol) was added via syringe at RT. The

30

black mixture was stirred at 85°C for 4 h. DAST (1.3 mL, 10.72 mmol) was added *via* syringe. The mixture was stirred at 85°C for 5.5 h. The mixture was evaporated *in vacuo*. The crude product was purified by chromatography on silica using as eluent cyclohexane:EtOAc = 98:02. Methyl 2,2-difluoro-2-(1,2,3,4-tetrahydro-1,1,4,4-tetramethylnaphthalen-6-yl)acetate **15** was obtained (1.38 g, 86.8 % yield) as a yellow oil.

**15**

10

MW: 296.35; Yield: 86.8 %; Yellow Oil.

*R*_f: 0.45 (cyclohexane:EtOAc = 98:02).

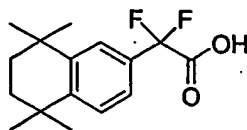
¹H-NMR (CDCl₃, δ): 1.27 (s, 6H, 2xCH₃), 1.28 (s, 6H, 2xCH₃), 1.69 (s, 4H, 2xCH₂), 3.79 (s, 3H, OMe), 7.30-7.40 (m, 2H, ArH), 7.54 (s, 1H, ArH).

15

2,2-Difluoro-2-(1,2,3,4-tetrahydro-1,1,4,4-tetramethylnaphthalen-6-yl)acetic acid
16

20 Methyl 2,2-difluoro-2-(1,2,3,4-tetrahydro-1,1,4,4-tetramethylnaphthalen-6-yl)acetate **15** (1.38 g, 4.65 mmol) was dissolved in methanol (129 mL). Water (12.9 mL) and NaOH (1.04 g, 18.57 mmol) were successively added at RT. The mixture was stirred at 70°C for 1 h. The mixture was evaporated *in vacuo*. The crude product was dissolved in water and extracted with diethyl ether (2x50 mL).
25 The aqueous layer was acidified by HCl (1M) to about pH = 1 and extracted with diethyl ether (3x100 mL). The organic layer was dried over MgSO₄, filtered and evaporated to obtain 2,2-difluoro-2-(1,2,3,4-tetrahydro-1,1,4,4-tetramethylnaphthalen-6-yl)acetic acid **16** (1.27 g, 96.5 % yield) as an orange solid.

30



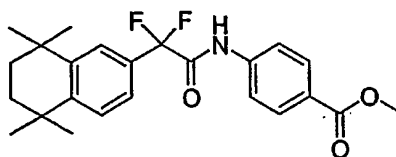
16

5 MW: 282.35; Yield: 96.5 %; Orange Solid; Mp (°C): 136.8.

¹H-NMR (CDCl₃, δ): 1.27 (s, 6H, 2xCH₃), 1.28 (s, 6H, 2xCH₃), 1.68 (s, 4H, 2xCH₂), 7.30-7.40 (m, 2H, ArH), 7.55 (s, 1H, ArH), 8.75 (s, 1H, COOH).

10 Methyl 4-(2,2-difluoro-2-(1,2,3,4-tetrahydro-1,1,4,4-tetramethylnaphthalen-6-yl)acetamido)benzoate 17

2,2-Difluoro-2-(1,2,3,4-tetrahydro-1,1,4,4-tetramethylnaphthalen-6-yl)acetic acid 16 (0.70 g, 2.48 mmol) was dissolved in SOCl₂ and two drops of DMF were added at 0°C. This mixture was stirred at 0°C for 30 min and evaporated *in vacuo*. The resulting acid chloride was dissolved in CH₂Cl₂ (5 mL). Methyl-4-aminobenzoate (0.38 g, 2.48 mmol) and DMAP (30 mg, 0.25 mmol) were dissolved in CH₂Cl₂ (5 mL) and Et₃N (2.9 mL) was added at 0°C. The solution of the acid chloride in CH₂Cl₂ was added and this mixture stirred for 10 min at 0°C and then abandoned to RT for 1 h. A solution of aqueous NH₄Cl 5% was added (200 mL) and the mixture was extracted with EtOAc (3x100 mL). The organic layer was washed with aqueous NaHCO₃ 5% (2x20 mL), brine (2x20 mL), dried over MgSO₄, filtered and evaporated *in vacuo*. The crude product was purified by chromatography on silica using as eluent cyclohexane:EtOAc = 9:1. After evaporation, methyl 4-(2,2-difluoro-2-(1,2,3,4-tetrahydro-1,1,4,4-tetramethylnaphthalen-6-yl)acetamido)benzoate 17 (0.67 g, 65 % yield) was obtained as a beige solid.



17

MW: 415.47; Yield: 65 %; Beige Solid; Mp (°C): 108 (dec.).

5 *R_f*: 0.40 (cyclohexane:EtOAc = 90:10).

¹H-NMR (CDCl₃, δ): 1.21 (s, 6H, 2xCH₃), 1.26 (s, 6H, 2xCH₃), 1.66 (s, 4H, 2xCH₂), 3.86 (s, 3H, OMe), 7.30-7.40 (m, 2H, ArH), 7.61 (d, 1H, J = 2.0 Hz, ArH), 7.71 (d, 2H, J = 9.0 Hz, ArH), 7.71 (d, 2H, J = 9.0 Hz, ArH), 8.93 (s, 1H, NH).

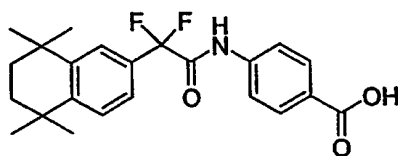
MS-ESI m/z (rel. int.): 416.1 ([MH]⁺, 65), 396.1 (90), 150.0 (100).

10 HPLC: Method A, detection UV 254 nm, RT = 7.75 min, peak area 97 %.

4-(2,2-Difluoro-2-(1,2,3,4-tetrahydro-1,1,4,4-tetramethylnaphthalen-6-yl)acetamido)benzoic acid 18

15 4-[2,2-Difluoro-2-(5,5,8,8-tetramethyl-5,6,7,8-tetrahydro-naphthalen-2-yl)-acetyl]anilino]benzoic acid methyl ester 17 (500 mg, 1.20 mmol) was dissolved in methanol (33.5 mL). Water (3.35 mL) and NaOH (270 mg, 4.81 mmol) were successively added at RT. The mixture was stirred at 70°C for 1 h. The mixture was evaporated *in vacuo* and dissolved in water (100 ml) and extracted with diethyl ether (2x50 mL). The aqueous layer was acidified by HCl (1M) to about
20 pH = 1 and extracted with diethyl ether (2x100 mL), the organic layer was dried over MgSO₄, filtered and evaporated. 4-(2,2-Difluoro-2-(1,2,3,4-tetrahydro-1,1,4,4-tetramethylnaphthalen-6-yl)acetamido)benzoic acid 18 was obtained (169 mg, 35 % yield) as a beige solid.

25



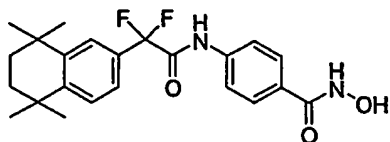
18

MW: 401.46; Yield: 35 %; Beige Solid.

¹H-NMR (CD₃OD, δ): 1.29 (s, 6H, 2xCH₃), 1.30 (s, 6H, 2xCH₃), 1.73 (s, 4H, 2xCH₂), 7.37-7.50 (m, 2H, ArH), 7.65 (s, 1H, ArH), 7.75 (d, 2H, J = 8.3 Hz, ArH), 8.00 (d, 2H, J = 8.3 Hz, ArH), OH and NH exchanged.

4-(2,2-Difluoro-2-(1,2,3,4-tetrahydro-1,1,4,4-tetramethylnaphthalen-7-yl)acetamido)-*N*-hydroxybenzamide EHT 9299

A) 4-[2,2-Difluoro-2-(5,5,8,8-tetramethyl-5,6,7,8-tetrahydro-naphthalen-2-yl)-acetyl-amino]-benzoic acid **18** (170 mg, 0.425 mmol) was dissolved in SOCl₂ (2.4 mL) and two drops of DMF were added at 0°C. The mixture was stirred at 0°C for 1 h and evaporated and the crude product was dissolved in CH₂Cl₂ (5 mL). B) Hydroxylamine hydrochloride (1.38 g, 20 mmol) was dissolved in THF (17.2 mL) and water (3.45 mL) and Et₃N (3.45 mL) at 0°C, the mixture was stirred at 0°C for 1h. A was added in B at 0°C and this mixture was stirred at 0°C for 10 min and at RT for 17.75 h. The mixture was evaporated and water was added (50 ml) before to be extracted with CH₂Cl₂ (3 x 50 mL). The organic layer was washed with brine (2 x 20 mL) and dried with MgSO₄, filtered and evaporated. The crude product was purified by column chromatography using as eluent cyclohexane:AcOEt = 99:1. 4-(2,2-Difluoro-2-(1,2,3,4-tetrahydro-1,1,4,4-tetramethylnaphthalen-7-yl)acetamido)-*N*-hydroxybenzamide EHT 9299 was obtained (58.3 mg, 33.4 % yield) as a pink solid.



EHT 9299

MW: 416.46; Yield: 33%; Pink Solid; Mp (°C): 120.4 (dec.).

R_f: 0.15 (cyclohexane:EtOAc = 99:1).

¹H-NMR (CD₃OD, δ): 1.19 (s, 6H, 2CH₃), 1.20 (s, 6H, 2CH₃), 1.62 (s, 4H, 2CH₂), 7.32-7.37 (dd, 2H, *J* = 8.2 Hz, *J* = 8.4 Hz, ArH), 7.54 (s, 1H, ArH), 7.65 (s, 4H, ArH), 2xNH and OH exchanged.

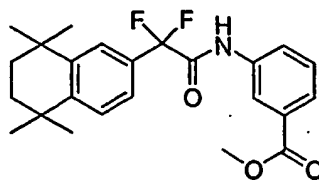
5 **MS-ESI** *m/z* (%rel. int.): 417 (47.28, [MH]⁺).

HPLC: Method A, detection UV 254 nm, EHT 9299 RT = 6.30 min, peak area 95.39 %.

10 **Example 7: 3-(2,2-difluoro-2-(1,2,3,4-tetrahydro-1,1,4,4-tetramethylnaphthalen-7-yl)acetamido)-*N*-hydroxybenzamide EHT 9710**

Methyl 3-(2,2-difluoro-2-(1,2,3,4-tetrahydro-1,1,4,4-tetramethylnaphthalen-6-yl)acetamido)benzoate **19**

- 15 A) 2,2-Difluoro-2-(1,2,3,4-tetrahydro-1,1,4,4-tetramethylnaphthalen-6-yl)acetic acid **16** (0.53 g, 1.88 mmol) was dissolved in SOCl₂ and two drops of DMF were added at 0°C. The mixture was stirred at 0°C for 0.5 h, evaporated and the crude product was dissolved in CH₂Cl₂ (5 mL). B) Methyl-3-aminobenzoate (284 mg, 1.88 mmol) and DMAP (23 mg, 0.19 mmol) were dissolved in CH₂Cl₂ (5 mL) and
- 20 Et₃N (2.6 mL) was added at 0°C. A) was added in B) at 0°C and this mixture was stirred at 0°C for 10 min and abandoned at RT for 1h. The mixture was poured in aqueous NH₄Cl 5% (100 mL) and extracted with EtOAc (3 x 50 mL). The organic layer was washed with NaHCO₃ (2 x 100 mL), brine (2 x 100 mL), dried with MgSO₄, filtered and evaporated. The crude product was purified by column
- 25 chromatography using as eluent cyclohexane:EtOAc = 90:10. Methyl 3-(2,2-difluoro-2-(1,2,3,4-tetrahydro-1,1,4,4-tetramethylnaphthalen-6-yl)acetamido)benzoate **19** was obtained (0.55 g, 70 % yield) as a yellow oil.



19

MW: 415.47; Yield: 69.9 %; Yellow Oil.

5 *R_f*: 0.40 (cyclohexane:EtOAc = 90:10).

¹H-NMR (CDCl₃, δ): 1.27 (s, 6H, 2xCH₃), 1.29 (s, 6H, 2xCH₃), 1.69 (s, 4H, 2xCH₂), 3.91 (s, 3H, CH₃), 7.39 (s, 2H, ArH), 7.43 (t, 1H, *J* = 8.0 Hz, ArH), 7.60 (s, 1H, ArH), 7.85 (dd, 1H, *J* = 1.0 Hz, *J* = 8.1 Hz, ArH), 7.95 (d, 1H, *J* = 8.1 Hz, ArH), 8.14 (d, 1H, *J* = 1.3 Hz, ArH), 8.30 (s, 1H, NH).

10 MS-ESI *m/z* (rel. int.): 416 ([MH]⁺, 100).

HPLC: Method A, detection UV 254 nm, RT = 7.73 min, peak area 97.1 %.

15 3-(2,2-Difluoro-2-(1,2,3,4-tetrahydro-1,1,4,4-tetramethylnaphthalen-6-yl)acetamido)benzoic acid 20

Methyl 3-(2,2-difluoro-2-(1,2,3,4-tetrahydro-1,1,4,4-tetramethylnaphthalen-6-yl)acetamido)benzoate 19 (0.50 g, 1.20 mmol) was dissolved in methanol (33.5 mL). Water (3.35 mL) was added *via* syringe at RT and KOH (0.27 g, 4.81 mmol) was added. The reaction mixture was heated at 70°C for 2 h. After cooling to RT the mixture was evaporated *in vacuo*. The crude product was dissolved in water (30 mL) and extracted with ether (2 x 50 mL). The aqueous layer was acidified by a solution of HCl 1M to about pH = 1. The aqueous layer was extracted with ether (2 x 100 mL), dried over MgSO₄, filtered and evaporated. The crude product was purified by column chromatography using as eluent cyclohexane:EtOAc = 98:02. 3-(2,2-Difluoro-2-(1,2,3,4-tetrahydro-1,1,4,4-tetramethylnaphthalen-6-yl)acetamido)benzoic acid 20 was obtained (0.41 g, 84 % yield) as an orange solid.

5 **MW: 401.44; Yield: 84.4 %; Orange Solid; Mp (°C): 103.9 (dec.).**

R_f: 0.45 (cyclohexane:EtOAc = 98:02).

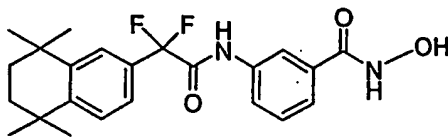
**¹H-NMR (CDCl₃, δ): 1.27 (s, 6H, 2xCH₃), 1.29 (s, 6H, 2xCH₃), 1.68 (s, 4H, 2xCH₂), 7.39 (s, 1H, ArH), 7.44 (t, 1H, J = 8.0 Hz, ArH), 7.57 (s, 1H, ArH), 7.61 (s, 1H, ArH), 7.88 (d, 1H, J = 8.2 Hz, ArH), 8.02 (d, 1H, J = 8.1 Hz, ArH), 8.14 (s, 10
1H, ArH), 8.34 (s, 1H, NH), 10.1 (s, 1H, OH).**

MS-ESI m/z (rel. int.): 401.9 ([MH]⁺, 100).

HPLC: Method A, detection UV 254 nm, RT = 6.92 min, peak area 96.31%.

15 **3-(2,2-Difluoro-2-(1,2,3,4-tetrahydro-1,1,4,4-tetramethylnaphthalen-7-yl)acetamido)-N-hydroxybenzamide EHT 9710**

A) **3-(2,2-Difluoro-2-(1,2,3,4-tetrahydro-1,1,4,4-tetramethylnaphthalen-6-yl)acetamido)benzoic acid 20 (407 mg, 1.02 mmol)** was dissolved in SOCl₂ (5.7
20 mL) and two drops of DMF were added at 0°C. This mixture was stirred at 0°C for 1 h then evaporated under vacuum and the crude product was dissolved in CH₂Cl₂ (5 mL). B) Hydroxylamine hydrochloride (3.18 g, 45.7 mmol) was dissolved in THF (41.17 mL) and water (8.25 mL) and Et₃N (8.25 mL) at 0°C, the mixture was stirred at 0°C for 1 h. Solution A) was added at 0°C *via* syringe in B)
25 and the mixture was stirred at 0°C for 10 min and abandoned at RT for 19 h. The mixture was evaporated and the residue obtained was extracted with CH₂Cl₂ (3 x 50 mL) and washed with water (50 mL). The organic layer was washed with brine (2 x 50 mL), dried over MgSO₄, filtered and evaporated. The crude product was purified by column chromatography eluent (cyclohexane:EtOAc = 98:02). 3-
30 (2,2-Difluoro-2-(1,2,3,4-tetrahydro-1,1,4,4-tetramethylnaphthalen-7-yl)acetamido)-N-hydroxybenzamide EHT 9710 was obtained (40 mg, 10 % yield) as an orange solid.

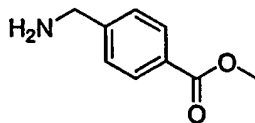
**EHT 9710**

- 5 **MW:** 416.46; **Yield:** 10 %; **Orange Solid;** **Mp (°C):** 119.2 (dec.).
R_f: 0.15 (cyclohexane :EtOAc = 98:2).
¹H-NMR (CD₃OD, δ): 1.10 (s, 6H, 2xCH₃), 1.12 (s, 6H, 2xCH₃), 1.54 (s, 4H, 2xCH₂), 7.20-7.40 (m, 3H, ArH), 7.46 (d, 1H, *J* = 5.9 Hz, ArH), 7.60 (d, 1H, *J* = 6.5 Hz, ArH), 7.81 (d, 1H, *J* = 4.3 Hz, ArH), 2x-NH- and OH exchanged.
- 10 **MS-ESI m/z (rel. int.):** 417.1 ([MH]⁺, 100).
HPLC: Method A, detection UV 254 nm, **EHT 9710 RT** = 6.45 min, peak area 98.2 %.

- Example 8: 4-((2,2-difluoro-2-(1,2,3,4-tetrahydro-1,1,4,4-tetramethylnaphthalen-7-yl)acetamido)methyl)-N-hydroxybenzamide EHT 7800**

Methyl 4-(aminomethyl)benzoate

- 20 4-aminomethyl benzoic acid (6.69 g, 44.09 mmol) was dissolved methanol (200 mL). SOCl₂ (12 mL) was added *via syringe*. The mixture was stirred at 70°C for 3.5 h. After cooling, the reaction mixture was evaporated and the crude product was dissolved in CH₂Cl₂ (500 mL). The organic layer was washed with aqueous K₂CO₃ 10% (300 mL), dried with MgSO₄, filtered and evaporated. Methyl 4-
- 25 (aminomethyl)benzoate was obtained (5.78 g, 79 %) as a white solid.



MW: 165.19; Yield: 79 %; White Solid; Mp (°C): 73.3.

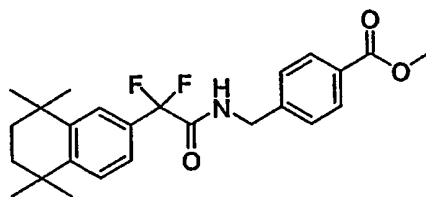
¹H-NMR (CDCl₃, δ): 1.53 (s, 2H, NH₂), 3.94 (s, 1H, CH₃), 3.96 (s, 2H, N-CH₂), 7.39 (d, 2H, J = 8.4 Hz, ArH), 8.02 (d, 2H, J = 8.4 Hz, ArH).

5

Methyl 4-((2,2-difluoro-2-(1,2,3,4-tetrahydro-1,1,4,4-tetramethylnaphthalen-6-yl)acetamido)methyl) benzoate **21**

- 10 A) Difluoro-(5,5,8,8-tetramethyl-5,6,7,8-tetrahydro-naphthalen-2-yl)-acetic acid **16** (306 mg, 1.08 mmol) was dissolved in SOCl₂ and two drops of DMF were added at 0°C. The mixture was stirred at 0°C for 30 min then evaporated and the product was dissolved in CH₂Cl₂ (7 mL). B) Methyl 4-(aminomethyl)benzoate SLA 07006 (179 mg, 1.08 mmol) and DMAP (14 mg, 0.11 mmol) were dissolved
- 15 in CH₂Cl₂ (7 mL) and Et₃N (1.5 mL) at 0°C. A) was added at 0°C *via* syringe in B) and the resulting mixture was stirred at 0°C for 10 min and abandoned at RT for 1 h. Aqueous NH₄Cl 5% (100 mL) was added and the mixture extracted with EtOAc (3 x 50 mL). The organic layer was washed with NaHCO₃ 5% (3 x 100 mL) and brine (3 x 100 mL), dried over MgSO₄, filtered and evaporated *in vacuo*.
- 20 The crude product was purified by flash chromatography using as eluent cyclohexane:EtOAc = 9:1. Methyl 4-((2,2-difluoro-2-(1,2,3,4-tetrahydro-1,1,4,4-tetramethylnaphthalen-6-yl)acetamido)methyl)-benzoate **21** was obtained (0.27 g, 58 % yield) as a beige solid.

25

**21**

MW: 429.50; Yield: 58 %; Beige Solid; Mp (°C): 125.5.

R_f: 0.30 (cyclohexane:EtOAc = 90:10).

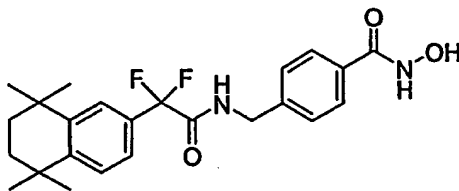
¹H-NMR (CDCl₃, δ): 1.27 (s, 6H, 2xCH₃), 1.28 (s, 6H, 2xCH₃), 1.69 (s, 4H, 2xCH₂), 3.92 (s, 1H, CH₃), 4.57 (d, 2H, J = 6.0 Hz, N-CH₂); 6.81 (s, 1H, NH), 7.29-7.41 (m, 4H, ArH), 7.52 (s, 1H, ArH), 8.00 (d, 2H, J = 8.2 Hz, ArH).

5

4-((2,2-Difluoro-2-(1,2,3,4-tetrahydro-1,1,4,4-tetramethylnaphthalen-7-yl)acetamido)methyl)-N-hydroxybenzamide EHT 7800

A) Hydroxylamine hydrochloride (4.70 g, 67.6 mmol) was dissolved in methanol (25 mL) at 45°C for 10 min in flask 100 mL. B) Potassium hydroxyde (5.64 g, 100.5 mmol) was dissolved in methanol (15 mL) at 45°C for 10 min in flask 50 mL. Solution B) was added in A) at 45°C. The mixture was stirred at 45 °C for 10 min and cooled. The mixture was filtered and 10 mL of the filtrate was added at RT *via syringe* to a solution of 3-((2,2-Difluoro-2-(1,2,3,4-tetrahydro-1,1,4,4-tetramethylnaphthalen-6-yl)acetamido)benzoic acid 21 (263 mg, 0.61 mmol) in methanol (10 mL). The resulting mixture was stirred for 2 h at RT and a solution of HCl 1M was added to pH = 5. The product was extracted with ethyl acetate (3 x 50 ML) and the organic layer was dried over MgSO₄, filtered and evaporated *in vacuo*. The crude product was purified by column chromatography using as eluent CH₂Cl₂:MeOH = 95:5. 4-((2,2-Difluoro-2-(1,2,3,4-tetrahydro-1,1,4,4-tetramethylnaphthalen-7-yl)acetamido)methyl)-N-hydroxybenzamide EHT 7800 was obtained (12.5 mg, 5% yield) as a yellow solid.

25



EHT 7800

MW: 430.49; Yield: 5%; Yellow Solid; Mp (°C): 141.2 (dec.).

R_f: 0.35 (CH₂Cl₂:MeOH) = 95:5.

¹H-NMR (CD₃OD, δ): 1.09 (s, 3H, 2xCH₃), 1.14 (s, 3H, 2xCH₃) 1.62 (s, 4H,

2xCH₂), 4.37 (s, 2H, -CH₂N), 7.18-7.28 (m, 3H, ArH), 7.33 (d, 1H, *J* = 8.3 Hz, ArH), 7.41 (s, 1H, ArH), 7.57 (d, 2H, *J* = 8.0 Hz, ArH).

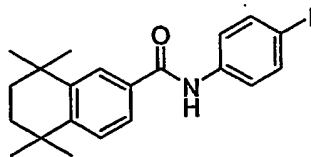
MS-ESI *m/z* (rel. int.): 431.1 ([MH]⁺, 100).

HPLC: Method A, detection UV 254 nm, EHT 7800 RT = 6.24 min, peak area
5 96.1 %.

Example 9: *N*-(4-((hydroxycarbamoyl)difluoromethyl)phenyl)-5,6,7,8-tetrahydro-5,5,8,8-tetramethylnaphthalene-2-carboxamide EHT 4996

10 5,6,7,8-Tetrahydro-*N*-(4-iodophenyl)-5,5,8,8-tetramethylnaphthalene-2-carboxamide **22**

A) 5,5,8,8-Tetramethyl-5,6,7,8-tetrahydro-naphthalene-2-carboxylic acid **2** (1.38 g, 5.94 mmol) was dissolved in SOCl₂ and two drops of DMF were added at
15 0°C. The mixture was stirred at 0°C for 30 min and it was evaporated and this crude product was dissolved in CH₂Cl₂ (5 mL). B) 4-Iodophenylamine (1.30 g, 5.94 mmol) and DMAP (73 mg, 0.59 mmol) were dissolved in CH₂Cl₂ (10 mL) and Et₃N (8.4 mL) was added at 0°C. The Mixture A) was added in B) at 0°C *via* syringe and the resulting mixture was stirred at 0°C for 10 min and abandoned at
20 RT for 2.5 h. A solution of aqueous NH₄Cl 5% (50 mL) was added and the resulting mixture was extracted with EtOAc (3 x 150 mL). The organic layer was washed with NaHCO₃ (2 x 100 mL) and brine (3 x 100 mL) and dried with MgSO₄, filtered and evaporated. The crude product was purified by column chromatography using as eluent cyclohexane:EtOAc = 90:10. 5,6,7,8-
25 Tetrahydro-*N*-(4-iodophenyl)-5,5,8,8-tetramethylnaphthalene-2-carboxamide **22** was obtained (1.43 g, 56 % yield) as a white solid.



MW: 433.32; **Yield:** 56 %; **White Solid;** **Mp:** 224.2 °C.

R_f: 0.60 (cyclohexane:EtOAc = 90:10).

5 **¹H-NMR (CDCl₃, δ):** 1.28 (s, 6H, 2xCH₃), 1.30 (s, 6H, 2xCH₃), 1.66 (s, 4H, 2xCH₂), 7.46 (d, 1H, *J* = 8.3 Hz, ArH), 7.55-7.75 (m, 5H, ArH), 7.86 (d, 1H, *J* = 1.6 Hz, ArH), 10.18 (s, 1H, NH).

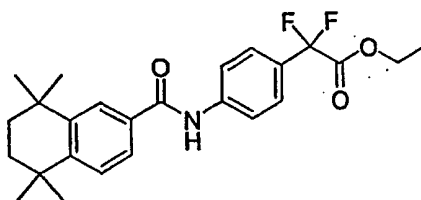
¹³C-NMR (CDCl₃, δ): 165.7, 148.3, 144.5, 139.1, 137.2 (2xC), 131.9, 126.5, 125.7, 124.8, 122.6 (2xC), 87.1, 34.4, 34.3, 34.1, 34.0, 31.5 (2xC), 31.3 (2xC).

10 **MS-ESI m/z (rel. int.):** 433.9 ([MH]⁺, 100).

HPLC: Method A, detection UV 254 nm, RT = 8.09 min, peak area 90 %.

15 **Ethyl 2-(4-(5,6,7,8-tetrahydro-5,5,8,8-tetramethylnaphthalene-2-carboxamido)phenyl)-2,2-difluoroacetate 23**

Under a nitrogen atmosphere ethylbromodifluoroacetate (0.244 mL, 1.90 mmol) was added to a suspension of 5,6,7,8-tetrahydro-*N*-(4-iodophenyl)-5,5,8,8-tetramethylnaphthalene-2-carboxamide **22** (826 mg, 1.90 mmol), powder copper
20 (99.999%, 588 mg) in anhydrous DMSO (16.7 mL). The reaction mixture was stirred at 58°C for 18 h. After cooling, the mixture was poured in aqueous NH₄Cl 5% (150 mL). This mixture was extracted with EtOAc (5 x 150 mL). The organic layer was washed with aqueous NH₄Cl 5% (3 x 100 mL), brine (3 x 100 mL),
dried over MgSO₄, filtered and evaporated. The crude product was purified by
25 column chromatography using as eluent cyclohexane:EtOAc = 95:5. Ethyl 2-(4-(5,6,7,8-tetrahydro-5,5,8,8-tetramethylnaphthalene-2-carboxamido)phenyl)-2,2-difluoroacetate **23** was obtained (0.61 g, 74.6 % yield) as a white solid.



23

MW: 429.49; Yield: 74.6%; White Solid; Mp: 183.1 °C.

5 *R_f*: 0.35 (cyclohexane:EtOAc = 90:10).

¹H-NMR (CDCl₃, δ): 1.31 (t, 3H, *J* = 7.1 Hz, CH₃), 1.31 (s, 6H, 2xCH₃), 1.33 (s, 6H, 2xCH₃), 1.72 (s, 4H, 2xCH₂), 4.30 (q, O-CH₂, *J* = 7.1 Hz), 7.41 (d, 1H, *J* = 8.3 Hz, ArH), 7.55 (dd, 1H, *J* = 2.0 Hz, *J* = 8.3 Hz, ArH), 7.61 (d, 2H, *J* = 8.7 Hz, ArH), 7.75 (d, 2H, *J* = 8.7 Hz, ArH), 7.86 (s, 1H, *J* = 2.0 Hz, ArH), 7.89 (s, 1H, NH).

10

MS-ESI *m/z* (rel. int.): 430.2 ([MH]⁺, 100).

HPLC: Method A, detection UV 254 nm, RT = 7.87 min, peak area 97 %.

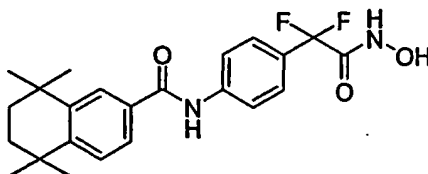
15 *N*-(4-((Hydroxycarbonyl)difluoromethyl)phenyl)-5,6,7,8-tetrahydro-5,5,8,8-tetramethylnaphthalene-2-carboxamide EHT 4996

A) Hydroxylamine hydrochloride (2.34 g, 33.7 mmol) was dissolved in methanol (12 mL) at 45°C for 10 min in a 50 mL round bottom flask. B) Potassium hydroxide (2.81 g, 50.0 mmol) was dissolved in methanol (7 mL) at 45°C for 10 min in 25 mL round bottom flask. The solution B) was added in A) at 45°C. This mixture was stirred at 45 °C for 10 min and cooled to RT. The mixture was filtered and 5 mL of the filtrate were added at RT *via* syringe to a solution of ethyl 2-(4-(5,6,7,8-tetrahydro-5,5,8,8-tetramethylnaphthalene-2-carboxamido)phenyl)-2,2-difluoroacetate 23 (0.10 g, 0.23 mmol) in methanol (4 mL). This mixture was stirred for 16 h at RT. A solution of HCl 1M was added to about pH = 5. The aqueous layer was extracted with ethyl acetate (3 x 50 mL). The organic layer was dried over MgSO₄, filtered and evaporated *in vacuo*. *N*-(4-

20

25

((Hydroxycarbamoyl)difluoromethyl)phenyl)-5,6,7,8-tetrahydro-5,5,8,8-tetramethylnaphthalene-2-carboxamide EHT 4996 was obtained (123 mg, 97 % yield) as an orange solid.



5

EHT 4996

MW: 416.46; Yield: 97%; Orange Solid; Mp (°C): 179.3.

R_f: 0.35 (CH₂Cl₂:MeOH = 95:5).

- 10 ¹H-NMR (CD₃OD, δ): 1.40 (s, 6H, 2xCH₃), 1.43 (s, 6H, 2xCH₃), 1.83 (s, 4H, 2xCH₂), 7.55 (d, 1H, J = 8.3 Hz, ArH), 7.68 (d, 2H, J = 8.6 Hz, ArH), 7.77 (dd, J = 1.7 Hz, J = 8.3 Hz, 1H, ArH), 7.93 (d, J = 8.6 Hz, 2H, ArH), 8.02 (d, 1H, J = 1.7 Hz, ArH), 2xNH and OH exchanged.

MS-ESI m/z (rel. int.): 417.2 ([MH]⁺, 100).

- 15 HPLC: Method A, detection UV 254 nm, EHT 4996 RT = 6.49 min, peak area 96.0 %.

- 20 **Example 10: N-(4-Hydroxycarbamoyl-phenyl)-N'-(5,5,8,8-tetramethyl-5,6,7,8-tetrahydro-naphthalen-2-yl)-oxalamide EHT 0933**

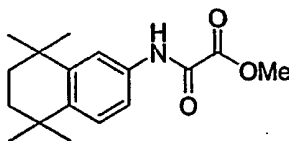
Methyl (1,2,3,4-tetrahydro-1,1,4,4-tetramethylnaphthalen-7-ylcarbamoyl)formate

24

25

To a solution of 5,6,7,8-tetrahydro-5,5,8,8-tetramethylnaphthalen-2-amine 6 in CH₂Cl₂ (20 mL) was added Et₃N (0.684 mL), and methoxyoxalylchloride (0.452 ml). The solution was stirred at 60 °C for 3 h and all the volatiles were evaporated to obtain a white solid that was purified using silica gel

chromatography with EtOAc:Cyclohexane = 15:85 to yield to methyl (1,2,3,4-tetrahydro-1,1,4,4-tetramethylnaphthalen-7-ylcarbamoyl)formate **24** (0.637 g, 90% yield).

**24**

MW: 289.37; **Yield:** 90%; **White Solid;** **Mp** (°C): 216.

R_f: 0.20 (EtOAc:Cyclohexane = 15:85).

10 **¹H-NMR** (CDCl₃, δ): 1.27 (s, 6H, 2xCH₃), 1.28 (s, 6H, 2xCH₃), 1.68 (s, 4H, 2xCH₂), 3.96 (s, 3H, OCH₃), 7.31 (d, 1H, *J* = 8.46 Hz, ArH), 7.46 (dd, 1H, *J* = 8.46 Hz, *J* = 2.36 Hz, ArH), 7.51 (d, 1H, *J* = 2.26 Hz, ArH), 8.83 (s, 1H, NH).

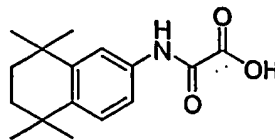
MS-ESI m/z (rel. int.): 290.1 ([MH]⁺, 100).

HPLC: Method A, detection UV 254 nm, RT = 6.80 min, peak area 99.0 %.

15

(1,2,3,4-tetrahydro-1,1,4,4-tetramethylnaphthalen-7-ylcarbamoyl)formic acid **25**

20 A 25 mL round bottom flask equipped with a reflux condenser was charged with methyl (1,2,3,4-tetrahydro-1,1,4,4-tetramethylnaphthalen-7-ylcarbamoyl)formate **24** (0.200 g, 0.691 mmol), MeOH (10 mL) and KOH (0.078 g, 1.382 mmol). The reaction mixture was stirred for 3 h at reflux, evaporated to dryness and partitioned between EtOAc and H₂O. 6N HCl was added to reach acidic pH and
25 the organic layer was separated, washed with water, brine, dried with Na₂SO₄, filtered and concentrated on a rotary evaporator to give (1,2,3,4-tetrahydro-1,1,4,4-tetramethylnaphthalen-7-ylcarbamoyl)formic acid as a white solid **25** (0.157 g, 83 % yield).

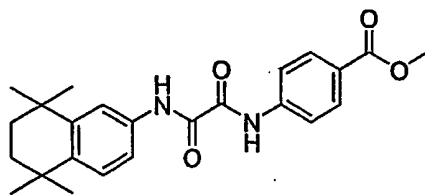


25

- 5 **MW: 275.34; Yield: 83%; White Solid; Mp (°C): 176.4.**
***R_f*: 0.2 (MeOH:CH₂Cl₂ = 5:95).**
¹H-NMR (CDCl₃, δ): 1.27 (s, 2xCH₃), 1.29 (s, 6H, 2xCH₃), 1.69 (s, 4H, 2xCH₂), 7.34 (d, 1H, *J* = 8.53 Hz, ArH), 7.43 (dd, 1H, *J* = 8.53 Hz, *J* = 2.35 Hz, ArH), 7.49 (d, 1H, *J* = 2.31 Hz, ArH), 8.92 (s, 1H, NH), CO₂H not seen.
 10 **MS-ESI *m/z* (rel. int.): 276.2 ([MH]⁺, 40), 192.1 (100).**
HPLC: Method A, detection UV 254 nm, RT = 6.55 min, peak area 98.9%.

15 **4-[(5,5,8,8-Tetramethyl-5,6,7,8-tetrahydro-naphthalen-2-ylamino)oxalyl]-amino]-benzoic acid methyl ester 26**

(1,2,3,4-Tetrahydro-1,1,4,4-tetramethylnaphthalen-7-ylcarbamoyl)formic acid **25** (0.10 g, 0.36 mmol) was dissolved in SOCl₂ (5 mL) at 0°C. A drop of DMF was added and the mixture was stirred for 0.5 h. The SOCl₂ was removed under vacuum and the crude acid chloride was dissolved in CH₂Cl₂ (5 mL). Methyl 4-aminobenzoate (0.06 g, 0.40 mmol) and triethylamine (0.04 mg, 0.40 mmol) were added and the mixture was stirred at 25 °C for 2 h. The mixture was poured into H₂O and the product was extracted with CH₂Cl₂. The organic layer was washed successively with HCl (2M), NaHCO_{3(sat)}, NaCl_(sat), dried over MgSO₄,
 25 filtrated and evaporated to give a white crude solid that was purified using silica gel with 10% [v/v] EtOAc in cyclohexane. 4-[(5,5,8,8-Tetramethyl-5,6,7,8-tetrahydro-naphthalen-2-ylamino)oxalyl]-amino]-benzoic acid methyl ester **26** (0.040 g, 27 % yield) was obtained as a white solid.



26

MW: 408.49; **Yield:** 27%; **White Solid;** **Mp** (°C) 202.

5 **R_f** 0.3 (MeOH:CH₂Cl₂ = 5:95).

¹H-NMR (CDCl₃, δ): 1.28 (s, 6H, 2xCH₃), 1.29 (s, 6H, 2xCH₃), 1.70 (s, 4H, 2xCH₂), 3.92 (s, 3H, OCH₃), 7.33 (d, 1H, *J* = 8.5 Hz, ArH), 7.47 (dd, 1H, *J* = 8.5 Hz, 2.3, ArH), 7.56 (d, 1H, *J* = 2.3 Hz, ArH), 7.76 (d, 2H, *J* = 8.7 Hz, ArH), 8.07 (d, 2H, *J* = 8.7 Hz, ArH), 9.27 (s, 1H, NH), 9.61 (s, 1H, NH).

10 **MS-ESI** *m/z* (rel. int.): 409.1 ([MH]⁺, 100).

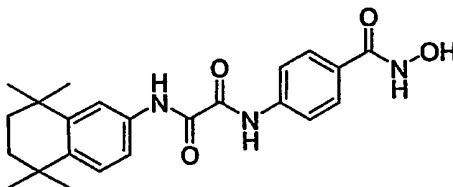
HPLC: Method A, detection UV 254 nm, RT = 7.80 min, peak area 96.7 %.

N-(4-Hydroxycarbamoyl-phenyl)-*N'*-(5,5,8,8-tetramethyl-5,6,7,8-tetrahydro-naphthalen-2-yl)-oxalamide **EHT 0933**

15

To a solution of 4-[(5,5,8,8-tetramethyl-5,6,7,8-tetrahydro-naphthalen-2-ylaminooxalyl)-amino]benzoic acid methyl ester 26 (0.040 g, 0.098 mmol) in MeOH (1 mL) was added an hydroxylamine solution (1.76 M, 2 mL) in MeOH and the reaction mixture was stirred 3 h at room temperature under magnetic stirring. The reaction mixture was adjusted to pH 5 with HCl 1M, concentrated and the residue was partitioned between EtOAc and H₂O. The organic layer was dried with Na₂SO₄ and the product was precipitated in CH₃CN to give *N*-(4-hydroxycarbamoyl-phenyl)-*N'*-(5,5,8,8-tetramethyl-5,6,7,8-tetrahydro-naphthalen-2-yl)-oxalamide **EHT 0933** (0.012 g, 30% yield) as beige solid.

25



EHT 0933

MW: 409.48; **Yield:** 30%; **White Solid;** **Mp** (°C): 244.3.

R_f: 0.30 (MeOH:CH₂Cl₂ = 5:95).

5 **¹H-NMR (CD₃OD, δ):** 1.16 (s, 6H, 2xCH₃), 1.18 (s, 6H, 2xCH₃), 1.59 (s, 4H, 2xCH₂), 7.20 (d, 1H, J = 8.58, ArH), 7.40 (d, 1H, J = 8.49, ArH), 7.59 (s, 1H, ArH), 7.66 (d, 2H, J = 8.64 Hz, ArH), 7.78 (d, 2H, J = 8.51 Hz, ArH), 3xNH and OH exchanged.

MS-ESI m/z (rel. int.): 410.1 ([MH]⁺, 100).

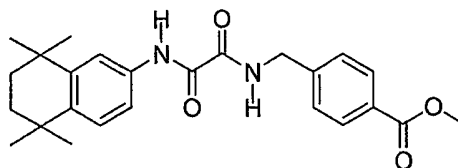
10 **HPLC:** Method A, detection UV 254 nm, **EHT 0933** RT = 6.50 min, peak area 95.9 %.

Example 11: N-(4-hydroxycarbamoyl-benzyl)-N'-(5,5,8,8-tetramethyl-5,6,7,8-tetrahydro-naphthalen-2-yl)-oxalamide EHT 6028

15

4-[[[(5,5,8,8-Tetramethyl-5,6,7,8-tetrahydro-naphthalen-2-ylaminooxalyl)-amino]-methyl]-benzoic acid methyl ester **EBE 06018**

(1,2,3,4-Tetrahydro-1,1,4,4-tetramethylnaphthalen-7-ylcarbamoyl)formic acid
20 **EBE 06006** (0.165 g, 0.60 mmol) was dissolved in SOCl₂ (5 mL) at 0°C. A drop of DMF was added and the mixture was stirred for 30 min. The SOCl₂ was removed under vacuum and the crude acid chloride was dissolved in CH₂Cl₂ (5 mL). Methyl 4-methylaminobenzoate (0.108 g, 0.66 mmol) and triethylamine (0.092 ml, 0.66 mmol) were added and the mixture was stirred at 25 °C for 2 h.
25 The mixture was poured into H₂O and the product was extracted with CH₂Cl₂. The organic layer was washed successively with a solution of HCl 2M, saturated aqueous NaHCO₃, brine, dried over MgSO₄, filtered and evaporated to give a white crude solid. The crude product was purified using silica gel with 10% [v/v] EtOAc in cyclohexane. 4-[[[(5,5,8,8-Tetramethyl-5,6,7,8-tetrahydro-naphthalen-2-ylaminooxalyl)-amino]-methyl]-benzoic acid methyl ester **EBE 06018** (0.070 g,
30 46 % yield) was obtained as a white solid.

**EBE06018**

5 **MW:** 422.5; **Yield:** 46 %; **White Solid;** **Mp** (°C): 136.0.

R_f: 0.3 (EtOAc:cyclohexane = 20:80).

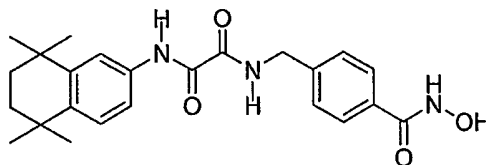
¹H-NMR (CDCl₃, δ): 1.26 (s, 12H, 4xCH₃), 1.68 (s, 4H, 2xCH₂), 3.91 (s, 3H, OCH₃), 4.59 (d, 2H, *J* = 6.3Hz, CH₂), 7.27 (dd, 1H, *J* = 1.1, *J* = 8.5 Hz, ArH), 7.35 (d, 2H, *J* = 8.35, ArH), 7.42 (dd, 1H, *J* = 2.3, *J* = 8.5Hz, ArH), 7.51 (d, 1H, *J* = 2.3Hz, ArH), 8.00 (dd, 2H, *J* = 1.7 Hz, *J* = 6.69 Hz, ArH), 8.19 (t, 1H, *J* = 6.1Hz, NH), 9.27 (s, 1H, NH).

10

HPLC: Method A, detection at 254 nm, **EBE 06018** RT = 7.38 min, peak area 94.7 %.

15

N-(4-Hydroxycarbamoyl-benzyl)-N'-(5,5,8,8-tetramethyl-5,6,7,8-tetrahydro-naphthalen-2-yl)-oxalamide **EHT 6028**.

**EHT 6028**

20

To a solution of 4-[[[(5,5,8,8-tetramethyl-5,6,7,8-tetrahydro-naphthalen-2-ylamino)oxalyl]-amino]-methyl]-benzoic acid methyl ester **EBE 06018** (70 mg, 0.17 mmol) in MeOH (2 mL) was added an hydroxylamine solution (1.76 M, 2 mL) in MeOH and the reaction mixture was stirred for 1 h at room temperature under magnetic stirring. The reaction mixture was adjusted to pH 5, concentrated and the residue was partitioned between EtOAc and H₂O. The organic layer was dried with Na₂SO₄, filtered and evaporated. The obtained crude product was

25

recrystallized at 80°C in CH₃CN to give N-(4-hydroxycarbamoyl-benzyl)-N'-(5,5,8,8-tetramethyl-5,6,7,8-tetrahydro-naphthalen-2-yl)-oxalamide **EHT 6028** (0.020 g, 28% yield) as a beige solid after filtration and drying to the vacuum pump.

5

MW: 423.5; **Yield:** 28 %; **Beige Solid;** **Mp** (°C): 145.2.

R_f: 0.2 (MeOH:CH₂Cl₂ = 5:95).

¹H-NMR (CD₃OD, δ): 1.26 (s, 6H, 2xCH₃), 1.28 (s, 6H, 2xCH₃), 1.70 (s, 4H, 2xCH₂), 4.54 (s, 2H, CH₂), 7.30 (d, 1H, *J* = 1.1, *J* = 8.5 Hz, ArH), 7.40-7.50 (m, 10 3H, ArH), 7.65-7.76 (m, 3H, ArH), 3xNH & OH exchanged.

HPLC: Method A, detection at 254 nm, **EHT 6028** RT = 6.18 min, peak area 95.0 %.

MS-ESI *m/z* (rel. int.): 424.1 ([MH]⁺, 20).

15

Example 12: Pharmacology

This example discloses the screening assay used to illustrate the biological activity of the different compounds.

The discovery of novel HDAC inhibitors, through *in vitro* screening, involves the 20 use of a convenient and sensitive assay for the measurement of inhibition of HDAC activity.

The classical assay uses radiolabeled histone from animal or cell culture, or peptides derived from histone peptide sequences as substrates. Deacetylation is then monitored by extraction of the liberated [³H]-acetic acid via scintillation 25 counting. However, due to the involvement of radioactivity and the problem of standardization of radiolabeled histones preparation, this assay is incompatible for high throughput screening for drug discovery.

Therefore, a fast, non isotopic method has been chosen that relies on a fluorescent HDAC substrate. This assay is a two step enzymatic reaction. The

substrate used is a peptidic substrate with a ϵ -acetylated lysyl moiety followed by a 4-methylcoumarin-7-amide (AMC) moiety at their carboxy terminus. In the first reaction catalysed by HDACs, acetate is released from ϵ -acetylated lysine residue. In the second reaction, the deacetylated peptides are recognized as
5 substrate by trypsin, which cleaves the deacetylated peptide after the lysine residue. This cleavage releases the AMC and the fluorescence is monitored by a fluorometer.

Methods

In order to evaluate the effect of one compound on HDAC activity, the HDAC
10 Fluorescent Activity Assay/Drug Discovery Kit[®] developed by Biomol and based on the two step enzymatic reaction described above was used with modifications. The substrate of the Biomol assay, called Fluor de Lys[™], comprises an acetylated lysine side chain with an AMC moiety.

Two well-known HDAC inhibitors have been used as positive controls:
15 Trichostatin A (TSA), a natural product isolated from *Streptomyces hygroscopicus*, and suberoylanilide hydroxamic acid (SAHA), a synthetic compound. It has been demonstrated that HDAC activity is inhibited by both TSA (1.4-2.6 nM) and SAHA (127-259 nM) depending of the HDAC activity assay used. TSA and SAHA have been reported to inhibit cell growth, induce
20 terminal differentiation, and prevent the formation of tumours in mice.

Briefly, assay buffer (25 mM tris/HCl pH = 8, 137 mM NaCl, 2.7 mM KCl, 1 mM MgCl₂), diluted positive controls or diluted test inhibitors (11 concentrations ranging from 0 nM to 50 μ M) are mixed into a 96 microtiter plate. Then, 5 μ g of Hela (human cervical cancer cell line) cells nuclear extract is added in each well.
25 The enzymatic reaction is initiated by the addition of the diluted Fluor de Lys[™] substrate and the microplate is incubated at room temperature (e.g. 25°C) for 0.5 h. In order to stop the reaction and to produce the fluorophore release, 50 μ l of the Fluor de Lys[™] Developer solution is added in each well and the microplate is incubated at room temperature (e.g. 25°C) for 0.25 h. Finally, the fluorescence is

measured by a fluorimeter (Fluoroskan Ascent FL, Thermolabsystem) at excitation wavelength of 360 nm and emission wavelength of 460 nm. Data was analysed using the GraphPad Prism[®] software and IC₅₀ (dose of compound leading to 50% of HDAC activity) was calculated from the dose-response curve.

5

Results

In order to determine the capacity of the compounds of this invention to affect HDAC activity, IC₅₀ were calculated using the HDAC activity assay as described in the method.

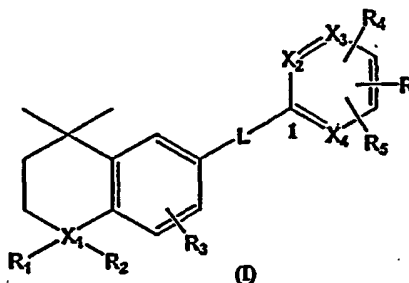
- 10 In parallel, the two reference compounds, TSA and SAHA, were tested in order to validate that the method is well suited to screening applications to identify novel HDAC inhibitors. As presented in Figure 10, semi logarithmic plots analysed by GraphPad Prism[®] software indicate IC₅₀ of 1.4 +/- 0.5 nM for TSA (Fig. 10a) and 20 nM for SAHA (Fig. 10b) which are in the range of the IC₅₀
15 values reported recently for the same enzyme/inhibitor combination and a similar fluorescent substrate.

- In our model, 4 compounds have been shown to have activity under 5 µM. The compound showing the highest effect on HDAC activity is **EHT 9299** (IC₅₀ = 424 +/- 22 nM), followed by **EHT 7706** (IC₅₀ = 1.18 +/- 0.37 µM), **EHT 7800** (IC₅₀ =
20 4.1 µM) and finally **EHT 3741** (IC₅₀ = 5.13 +/- 0.67 µM).

These results illustrate the ability and the efficiency of the compounds of this invention (especially **EHT 9299**) to affect specifically HDAC enzymatic activity.

CLAIMS

- 5 1- A compound having a general formula (I) :



wherein:

10

R is $-C(O)NR_7R_8$, $-(CXY)_tC(O)NR_7R_8$, $-C(O)C(O)NHMe$, $-(C=C)C(O)NR_8R_9$, $-C(O)CF_3$, or another Zn-chelating-group, with the proviso that R is not an acidic group or an ester derivative, $-COOR_9$ or salt thereof, R_7 is a group of formula $-OH$, $-OR_9$, 2-aminophenyl and R_8 is selected from hydrogen, C_{1-6} alkyl; R_9 is
 15 independently selected from hydrogen or C_{1-6} alkyl ; t is 1, 2 or 3 (preferably 1), X and Y, which are identical or different, represent an hydrogen or halogen atom (preferably F),

X_1 represents a carbon, oxygen, nitrogen or sulphur atom,

20

R_1 and R_2 represent independently or form together:

- . a C_{1-6} alkyl group, in particular methyl or ethyl groups, when X_1 is an atom of carbon,
- . nothing, when X_1 is an atom of oxygen or an atom of sulphur,

- . one or two atoms of oxygen, when X_1 is an atom of sulphur (the case of a sulfoxide $-\text{SO}-$ or a sulphone $-\text{SO}_2-$), or
- . one atom of hydrogen, an alkyl, aryl or aralkyl group, when X_1 is an atom of nitrogen (the case of an amino $-\text{NH}$, -an N-alkyl, N-aryl or N-aralkyl group);

5

X_2 and X_3 , which are identical or different, represent CH, an atom of oxygen or an atom of nitrogen, or $X_2=X_3$ may be a single atom of sulphur, oxygen or nitrogen, or in the case where X_2 is an atom of oxygen and X_3 an atom of nitrogen, C_1 and X_4 represent a single one and same carbon atom, so that the ring carrying X_2 and X_3 can be an isoxazole ring,

10

X_4 can be CH or a nitrogen atom,

R_4 and R_5 , which are identical or different, represent a hydrogen atom, a halogen atom, more particularly a fluorine atom, a C_{1-6} alkyl group, a group of formula -OH, $-\text{NH}_2$, $-\text{NHR}_6$, $-\text{OR}_6$, $-\text{SR}_6$, $-(\text{CF}_2)_n\text{CF}_3$, where n is an integer from 0 to 10, and whenever possible their salts with physiologically tolerated acids;

15

R_6 represents a hydrogen atom, a C_{1-6} alkyl group, a fluoroalkyl group having from 1 to 6 carbons atoms and from 3 to 7 fluorine atoms, an aryl group or an aralkyl group;

20

R_3 has the same definition as R_4 and R_5 ;

L is a linker and represents a bivalent radical either linear or cyclic, either saturated or unsaturated, more particularly L represents a bivalent radical derived from an alkane, alkene, alkyne or, aromatic or not, cyclic containing hydrocarbon group having from 1 to 12 carbon atoms, another bivalent radical of the following formula $-\text{O}-$, $-\text{CO}-$, $-\text{CO}-\text{NH}-$, $-\text{NH}-\text{CO}-$, $-\text{NH}-\text{CO}-\text{NH}-$, $-\text{CF}_2-\text{CO}-\text{NH}-$, $-\text{C}(\text{XY})-\text{CO}-\text{NH}-\text{CH}_2-$, $-\text{NH}-\text{CO}-\text{CO}-\text{NH}-$, $-\text{NH}-\text{CO}-\text{CO}-\text{NH}-\text{CH}_2-$, $-\text{SO}_2\text{NH}-$, $-\text{NHSO}_2-$, $-\text{SO}_2\text{NCH}_3-$, $-\text{NCH}_3\text{SO}_2-$, $-\text{NR}_6-$, $-\text{C}(=\text{NOH})-$, or a mixture thereof; R_6 being as defined above, optionally the bivalent radical is substituted, in particular by at least one C_{1-6} alkyl group;

25
30

X and Y, which are identical or different, represent an hydrogen or halogen atom (preferably F),

its tautomers, optical and geometrical isomers, racemates, salts, hydrates and
5 mixtures thereof.

2- A compound according to claim 1, wherein the groups identified in claim 1 are substituted with at least one substituent, which may be selected from the group consisting in : a hydrogen atom, a halogen atom (preferably F, Cl, or Br), a
10 hydroxyl group, a C₁₋₁₀alkyl group, an alkenyl group, an C₁₋₁₀alkanoyl group, a (C₁₋₁₀)alkoxy group, a (C₁₋₁₀)alkoxycarbonyl group, an aryl group, an aralkyl group, an arylcarbonyl group, a mono- or poly-cyclic hydrocarbon group, a -NHCO(C₁₋₆)alkyl group, -NO₂, -CN, a -Nrr' group or a trifluoro(C₁₋₆)alkyl group, r and r', which are identical or different, are as defined in claim 1.

15

3- A compound according to claim 1 or 2, wherein R is -C(O)NR₇R₈ or -
(CXY)_tC(O)NR₇R₈, in particular wherein R₈ is an hydrogen atom and R₇ is an
hydroxyl group or a 2-aminophenyl group, preferably with X and Y are both
halogen atoms and t is 1.

20

4. A compound according to claim 3, wherein R is an hydroxamic acid group (-
(C=O)-NH-OH), a 2,2-difluoro-N-hydroxyacetamido group (-CF₂-(C=O)-NH-OH),
a N-(2-aminophenyl)acetamido group.

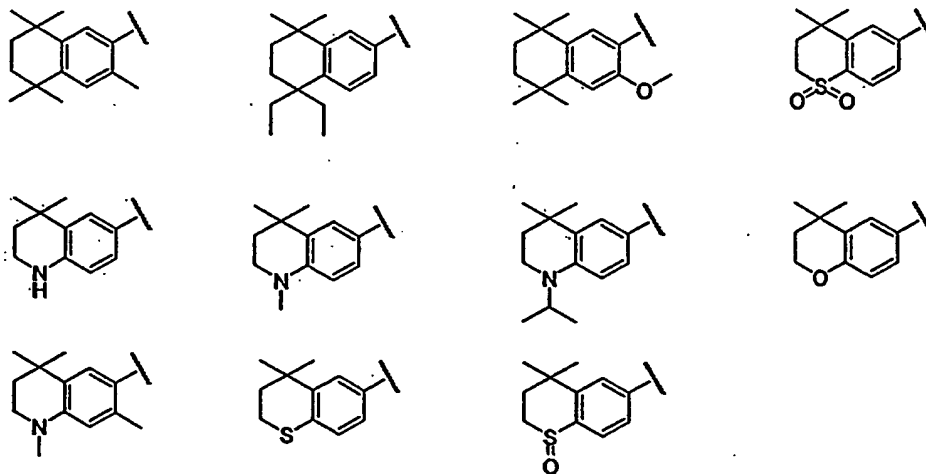
25

5- A compound according to claim 4, wherein R is an electrophilic ketone, in particular -(C=O)-CF₃ or α-ketoamides, for instance -(C=O)-(C=O)-NHMe.

6- A compound according to claim 4, wherein R is in para position or meta position of C1, R is preferably in para position of C1.

30

- 7- A compound according to one of the preceding claims, wherein L represents -CO-NH-, -NH-CO-, -CH=CH- (cis or trans forms), -CF₂-CO-NH-, -CF₂-CO-NH-CH₂-, or -NH-CO-CO-NH-.
- 8- A compound according to any one of the preceding claims, wherein R₃ is an hydrogen atom, OR₆, in particular methoxy, or a C₁₋₆alkyl group, in particular methyl.
- 9- A compound according to any one of the preceding claims, wherein R₃ is on position 2 of the substituted naphthalene derivative.
- 10- A compound according to any one of the preceding claims, wherein the ring carrying X₁ is selected from :



- 11- A compound according to one of the preceding claims, wherein the ring carrying X₂, X₃ and X₄ is selected from phenyl, pyridinyl, pyrimidinyl, isoxazolyl, thiophenyl, furanyl, pyrrolyl, pyrazolyl, imidazolyl, isothiazolyl, thiazolyl, thienyl, thienooxazolyl and triazinyl rings.
- 12- A compound according to one of the preceding claims, wherein the ring carrying X₂, X₃ and X₄ is phenyl, optionally substituted by a halogen atom, more particularly a fluorine atom, a C₁₋₆alkyl group, a group of formula -OH, or OR₆.
- 20

13- A compound, which is selected from the group consisting of :

- N*-(4-(Hydroxycarbamoyl)phenyl)-5,6,7,8-tetrahydro-5,5,8,8-tetramethylnaphthalene-2-carboxamide
- 5 *N*-(4-(2-Aminophenylcarbonyl)phenyl)-5,6,7,8-tetrahydro-5,5,8,8-tetramethylnaphthalene-2-carboxamide
- N*-(1,2,3,4-Tetrahydro-1,1,4,4-tetramethylnaphthalen-6-yl)-*N'*-hydroxyterephthalamide
- 4-((*E*)-2-(1,2,3,4-tetrahydro-1,1,4,4-tetramethylnaphthalen-6-yl)vinyl)-*N*-
- 10 hydroxybenzamide
- 4-((*Z*)-2-(1,2,3,4-tetrahydro-1,1,4,4-tetramethylnaphthalen-6-yl)vinyl)-*N*-hydroxybenzamide
- 4-(2,2-difluoro-2-(1,2,3,4-tetrahydro-1,1,4,4-tetramethylnaphthalen-7-yl)acetamido)-*N*-hydroxybenzamide
- 15 3-(2,2-difluoro-2-(1,2,3,4-tetrahydro-1,1,4,4-tetramethylnaphthalen-7-yl)acetamido)-*N*-hydroxybenzamide
- 4-((2,2-difluoro-2-(1,2,3,4-tetrahydro-1,1,4,4-tetramethylnaphthalen-7-yl)acetamido)methyl)-*N*-hydroxybenzamide
- N*-(4-((hydroxycarbonyl)difluoromethyl)phenyl)-5,6,7,8-tetrahydro-5,5,8,8-
- 20 tetramethylnaphthalene-2-carboxamide
- N*-(4-Hydroxycarbonyl-phenyl)-*N'*-(5,5,8,8-tetramethyl-5,6,7,8-tetrahydro-naphthalen-2-yl)-oxalamide
- N*-(4-hydroxycarbonyl-benzyl)-*N'*-(5,5,8,8-tetramethyl-5,6,7,8-tetrahydro-naphthalen-2-yl)-oxalamide

14- A compound, which is selected from the group consisting of :

- 25 4-(2,2-Difluoro-2-(1,2,3,4-tetrahydro-1,1,4,4-tetramethylnaphthalen-7-yl)acetamido)-*N*-hydroxybenzamide
- N*-(1,2,3,4-Tetrahydro-1,1,4,4-tetramethylnaphthalen-6-yl)-*N'*-hydroxyterephthalamide
- 4-((2,2-Difluoro-2-(1,2,3,4-tetrahydro-1,1,4,4-tetramethylnaphthalen-7-
- 30 yl)acetamido)methyl)-*N*-hydroxybenzamide
- N*-(4-(Hydroxycarbonyl)phenyl)-5,6,7,8-tetrahydro-5,5,8,8-tetramethylnaphthalene-2-carboxamide

- 15- A compound according to any one of the preceding claims for use as a medicine.
- 5 16- A pharmaceutical composition comprising at least one compound according to any one of the preceding claims 1-14 and a pharmaceutically acceptable vehicle or support.
- 10 17- A composition according to the preceding claim, for the treatment of conditions mediated by HDAC, such as cancers, in particular promyelocytic leukaemia, other diseases associated with abnormal cell-proliferation, such as psoriasis.
- 15 18- A composition according to the preceding claim 16, for the treatment of central and peripheral nervous system diseases and neurodegenerative diseases associated with an excitotoxicity, such as Huntington's disease, such as polyglutamine expansion diseases, Alzheimer disease, Parkinson disease, multiple sclerosis, neuronal ischemia and amyotrophic lateral sclerosis (ALS).
- 20 19- A composition according to the preceding claim 16, for the treatment of fibrosis, e.g. liver fibrosis and liver chirrrosis.
- 25 20- A composition according to claim 17, wherein the cancer is selected from promyelocytic leukaemia, prostate cancer, ovarian cancer, pancreas cancer, lung cancer, breast cancer, liver cancer, head and neck cancer, colon cancer, bladder cancer, non-Hodgkin 's lymphoma cancer and melanoma.
- 21- A composition according to claim 16, for reducing cancer cell proliferation.

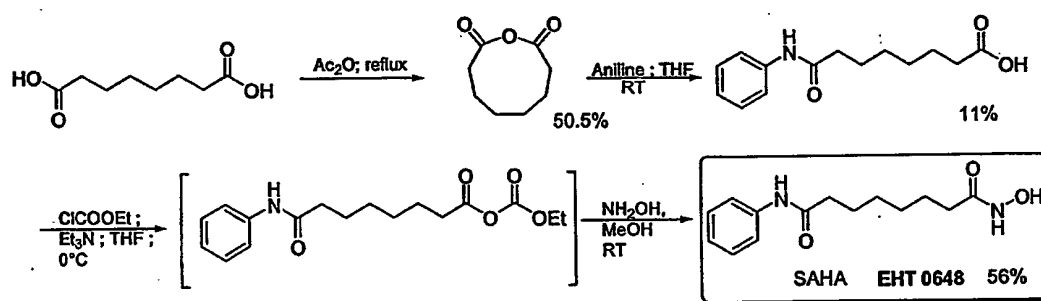


FIGURE 1

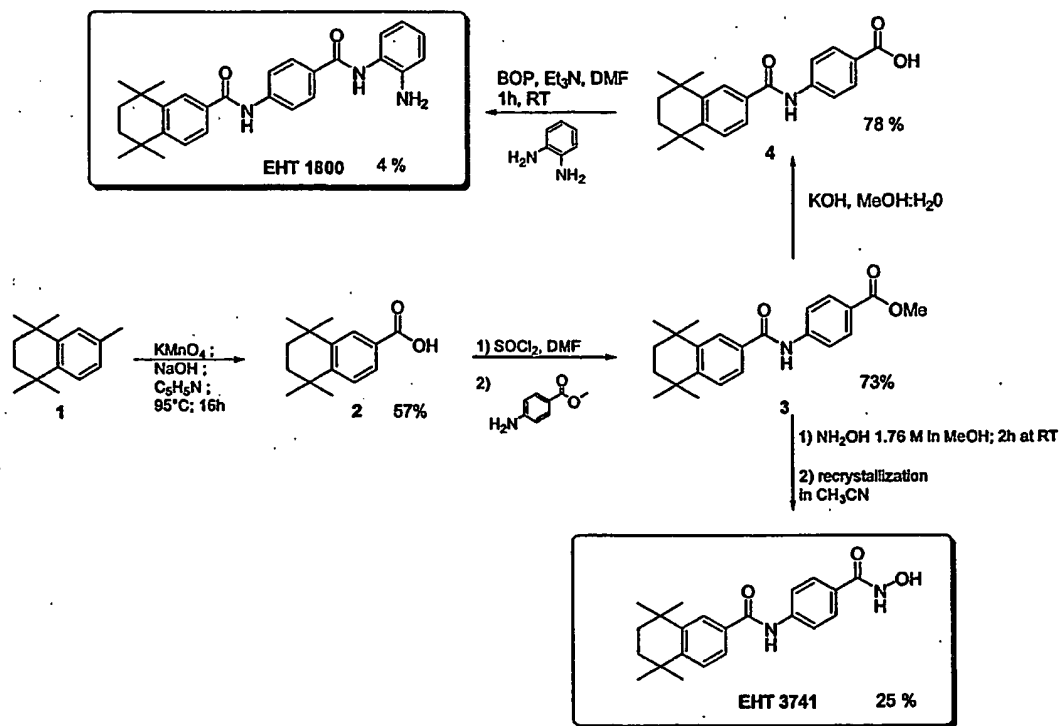


FIGURE 2

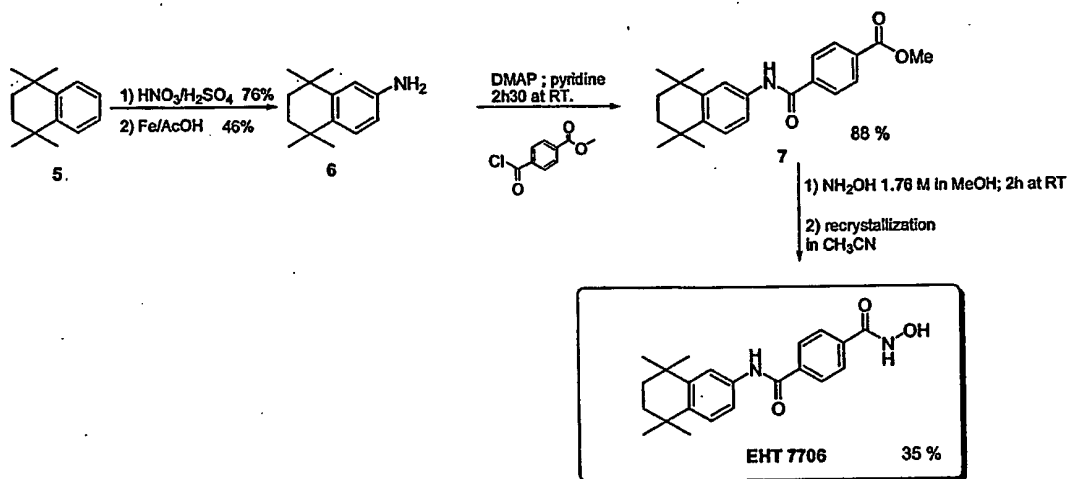


FIGURE 3

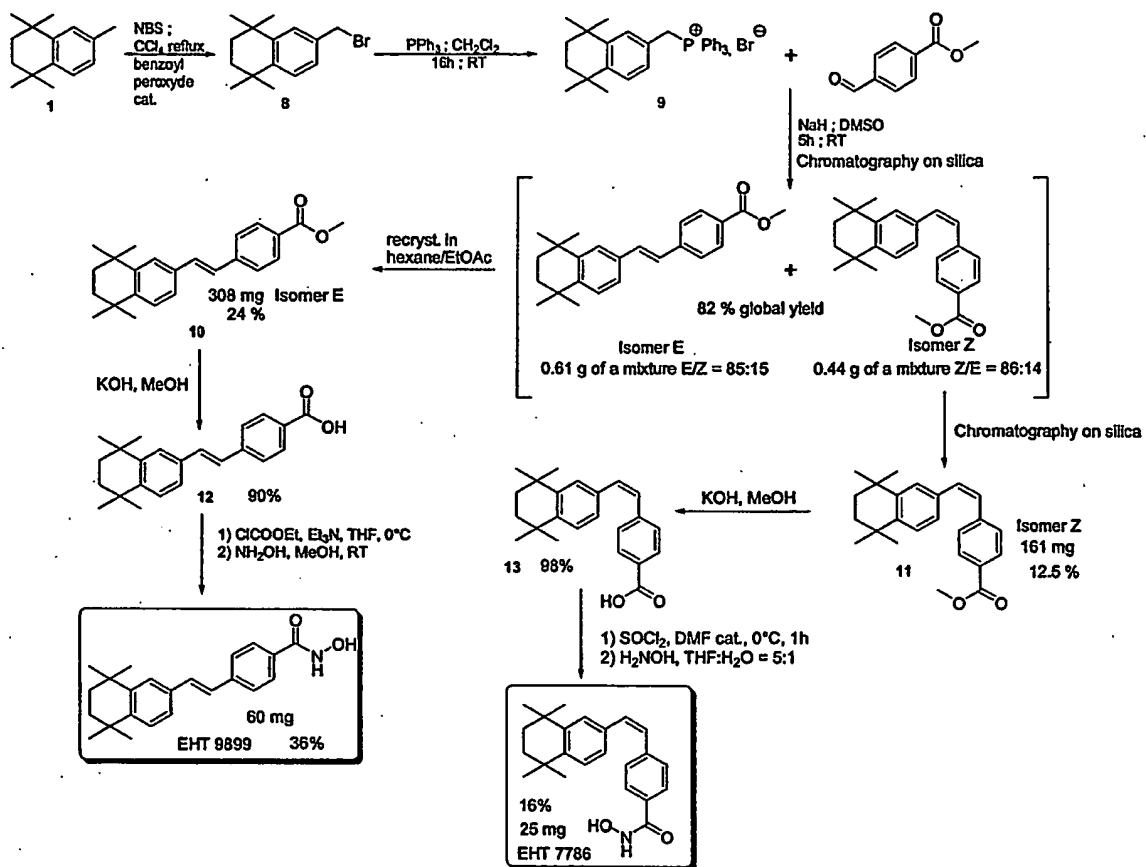


FIGURE 4

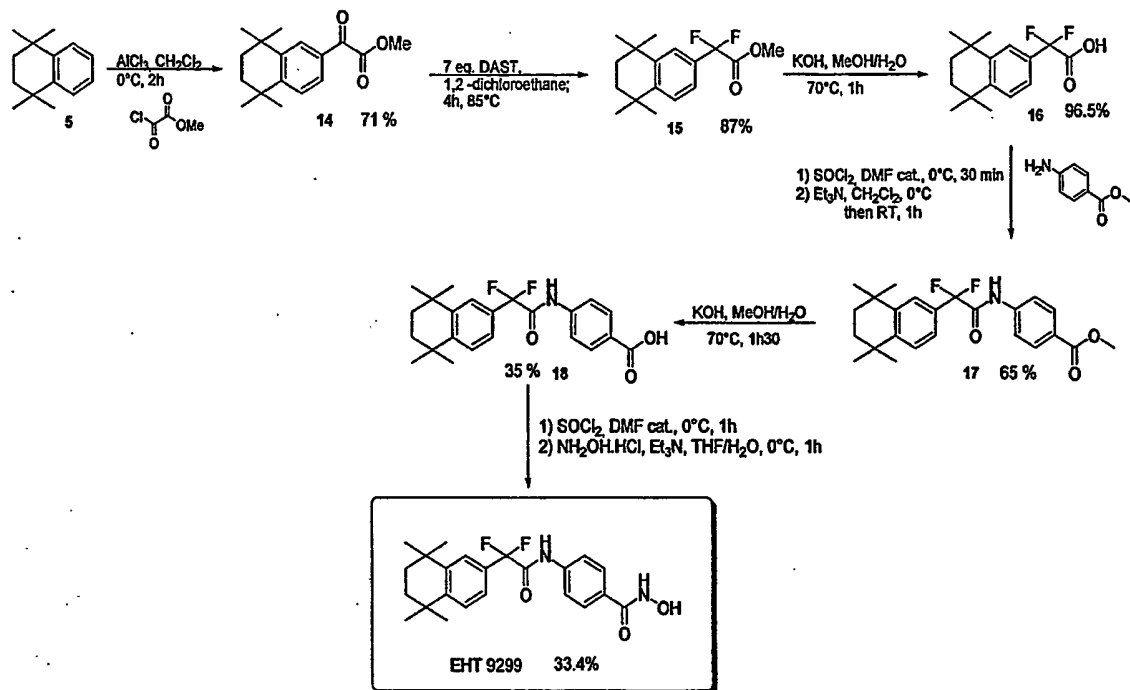


FIGURE 5

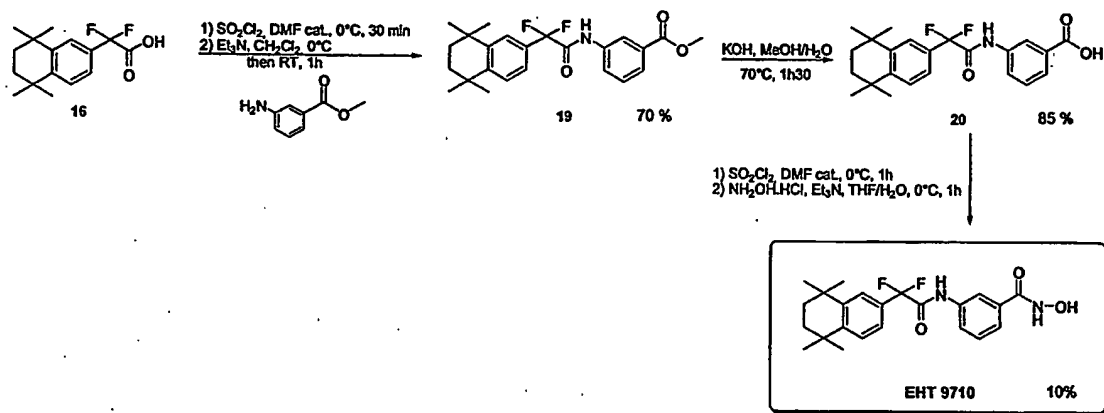


FIGURE 6

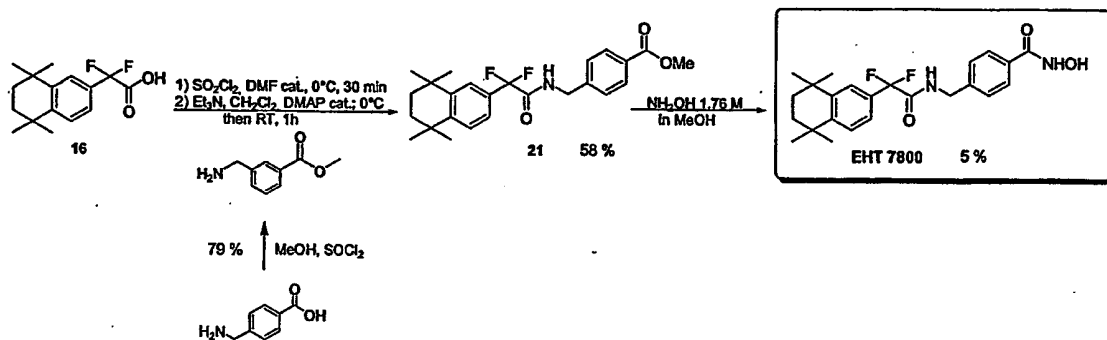


FIGURE 7

8/11

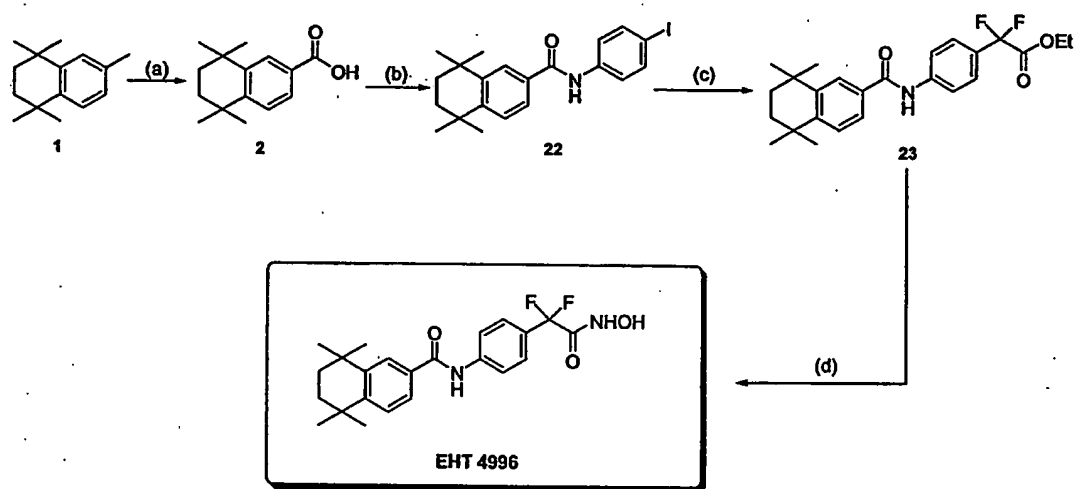


FIGURE 8

9/11

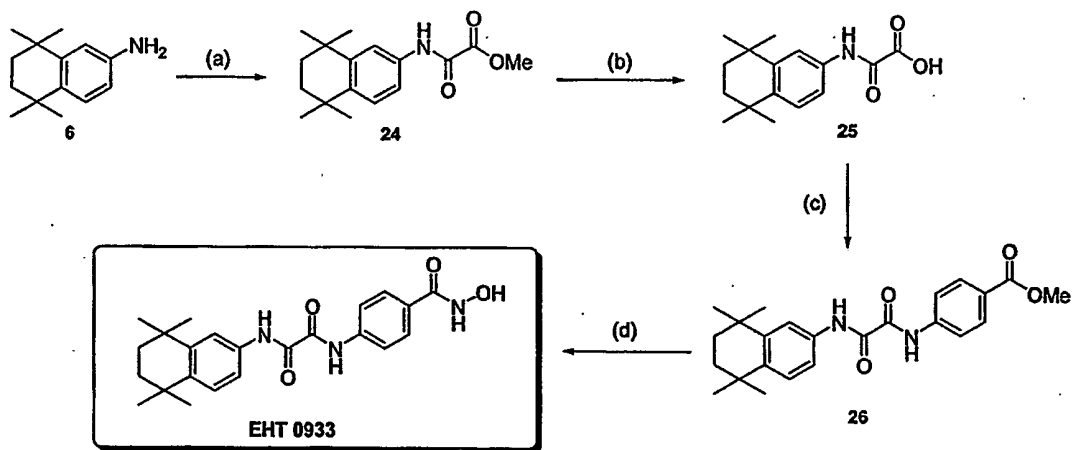


FIGURE 9

10/11

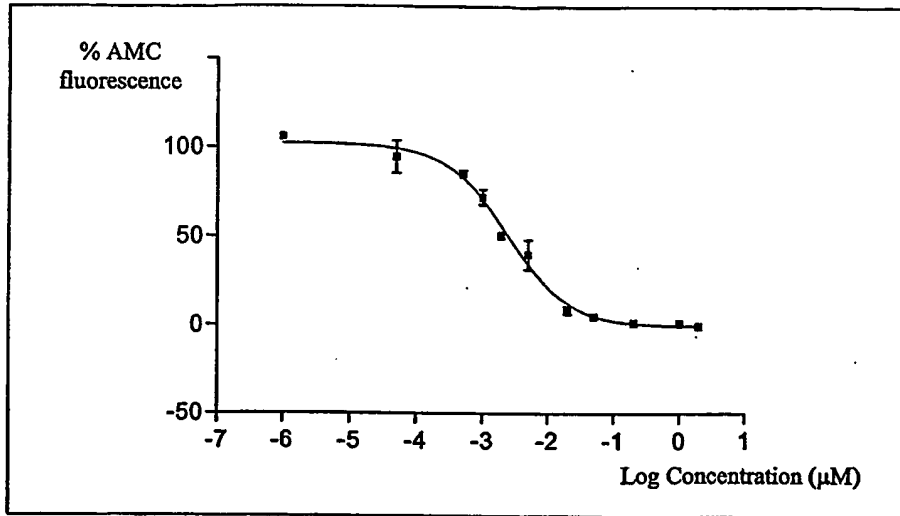


Figure 10A

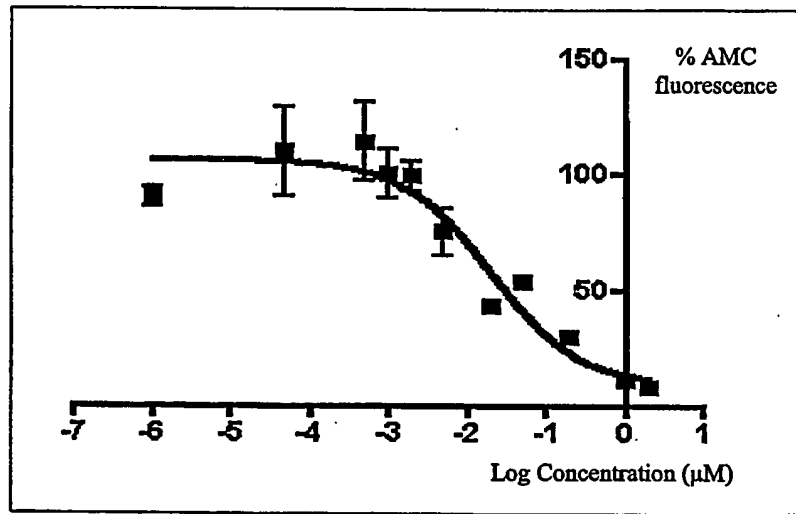


Figure 10 B

FIGURE 10

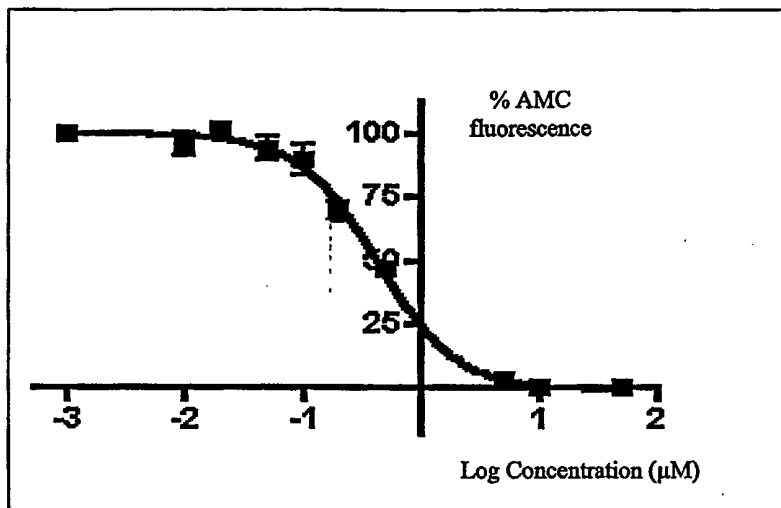


FIGURE 11

INTERNATIONAL SEARCH REPORT

 Intern al Application No
 PCT/IB2004/004334

A. CLASSIFICATION OF SUBJECT MATTER

IPC 7 C07C259/10 C07C233/80 C07C259/06 A61K31/167 A61P35/00

According to International Patent Classification (IPC) or to both national classification and IPC

B. FIELDS SEARCHED

Minimum documentation searched (classification system followed by classification symbols)

IPC 7 C07C A61K A61P

Documentation searched other than minimum documentation to the extent that such documents are included in the fields searched

Electronic data base consulted during the International search (name of data base and, where practical, search terms used)

EPO-Internal, WPI Data, PAJ, BEILSTEIN Data, CHEM ABS Data

C. DOCUMENTS CONSIDERED TO BE RELEVANT

Category °	Citation of document, with indication, where appropriate, of the relevant passages	Relevant to claim No.
X	EP 0 382 076 A (BASF AG) 16 August 1990 (1990-08-16) Claim 1; page 10, compounds 59-61.	1, 15-17, 20, 21
X	WO 97/33856 A (BERNARDON JEAN MICHEL ; CIRD (FR)) 18 September 1997 (1997-09-18) Claim 1; page 38, lines 39-41.	1, 15-17, 21
X	WO 02/098363 A (IATSIMIRSKAIA EUGENIA A ; PADERES GENEVIEVE D (US); RAJAPAKSE RANJAN J) 12 December 2002 (2002-12-12) Claim 1; examples e.g. A8, A9, A11, A13, etc.	1, 15-18, 20, 21
	----- -/--	

 Further documents are listed in the continuation of box C.

 Patent family members are listed in annex.

° Special categories of cited documents:

- *A* document defining the general state of the art which is not considered to be of particular relevance
- *E* earlier document but published on or after the international filing date
- *L* document which may throw doubts on priority claim(s) or which is cited to establish the publication date of another citation or other special reason (as specified)
- *O* document referring to an oral disclosure, use, exhibition or other means
- *P* document published prior to the international filing date but later than the priority date claimed

- *T* later document published after the international filing date or priority date and not in conflict with the application but cited to understand the principle or theory underlying the invention
- *X* document of particular relevance; the claimed invention cannot be considered novel or cannot be considered to involve an inventive step when the document is taken alone
- *Y* document of particular relevance; the claimed invention cannot be considered to involve an inventive step when the document is combined with one or more other such documents, such combination being obvious to a person skilled in the art.
- *Z* document member of the same patent family

Date of the actual completion of the international search

15 April 2005

Date of mailing of the international search report

22/04/2005

Name and mailing address of the ISA

 European Patent Office, P.B. 5818 Patentlaan 2
 NL - 2280 HV Rijswijk
 Tel. (+31-70) 340-2040, Tx. 31 651 epo nl,
 Fax: (+31-70) 340-3016

Authorized officer

Weisbrod, T

INTERNATIONAL SEARCH REPORT

 Inter | Application No
 PCT/IB2004/004334

C.(Continuation) DOCUMENTS CONSIDERED TO BE RELEVANT		
Category *	Citation of document, with indication, where appropriate, of the relevant passages	Relevant to claim No.
X	ZACHEIS, D. ET AL.: "Heteroarotinoids Inhibit Head and Neck Cancer Cell Lines ..." J. MED. CHEM., vol. 42, 1999, pages 4434-4445, XP002278654 Page 4435, compound 6.	1,15-17, 20,21
X,Y	WO 02/22577 A (NOVARTIS ERFIND VERWALT GMBH ; NOVARTIS AG (CH); BAIR KENNETH WALTER () 21 March 2002 (2002-03-21) Claim 1, examples.	1-21
Y	WO 01/38322 A (METHYLGENE INC) 31 May 2001 (2001-05-31) Abstract, claims.	1-21
Y	LAVOIE R ET AL: "Design and synthesis of a novel class of histone deacetylase inhibitors" BIOORGANIC & MEDICINAL CHEMISTRY LETTERS, OXFORD, GB, vol. 11, no. 21, 2001, pages 2847-2850, XP002954135 ISSN: 0960-894X Abstract, compounds 4.	1-21

INTERNATIONAL SEARCH REPORT

Information on patent family members

Inten	I Application No
PCT/IB2004/004334	

Patent document cited in search report	Publication date	Patent family member(s)	Publication date	
EP 0382076	A	16-08-1990	DE 3903990 A1	30-08-1990
			AT 84783 T	15-02-1993
			AU 617036 B2	14-11-1991
			AU 4926390 A	16-08-1990
			CA 2009690 A1	10-08-1990
			CS 9000559 A3	13-05-1992
			DE 59000769 D1	04-03-1993
			DK 382076 T3	22-03-1993
			EP 0382076 A1	16-08-1990
			ES 2054115 T3	01-08-1994
			GR 3006834 T3	30-06-1993
			HU 53069 A2	28-09-1990
			IL 93165 A	27-02-1994
			JP 2250856 A	08-10-1990
			JP 2859350 B2	17-02-1999
			KR 168046 B1	20-03-1999
			MX 9203494 A1	01-08-1992
			NO 900633 A ,B,	13-08-1990
			PL 283722 A1	25-02-1991
			SU 1826967 A3	07-07-1993
			US 5072042 A	10-12-1991
ZA 9000962 A	30-10-1991			
WO 9733856	A	18-09-1997	FR 2746098 A1	19-09-1997
			AT 198467 T	15-01-2001
			AU 703505 B2	25-03-1999
			AU 2030497 A	01-10-1997
			BR 9702144 A	05-01-1999
			CA 2218892 A1	18-09-1997
			CN 1376664 A	30-10-2002
			CN 1193313 A ,C	16-09-1998
			DE 69703820 D1	08-02-2001
			DE 69703820 T2	26-04-2001
			DK 832057 T3	26-02-2001
			EA 1060 B1	30-10-2000
			EP 0832057 A1	01-04-1998
			ES 2156366 T3	16-06-2001
			WO 9733856 A1	18-09-1997
			GR 3035576 T3	29-06-2001
			HU 9900624 A2	28-07-1999
			JP 3181297 B2	03-07-2001
			JP 10510849 T	20-10-1998
			NO 975191 A	14-01-1998
			NZ 329198 A	30-08-1999
PL 323363 A1	30-03-1998			
US 6313162 B1	06-11-2001			
US 6046220 A	04-04-2000			
WO 02098363	A	12-12-2002	BR 0210191 A	06-04-2004
			CA 2449843 A1	12-12-2002
			EP 1401427 A2	31-03-2004
			JP 2005501006 T	13-01-2005
			WO 02098363 A2	12-12-2002
WO 0222577	A	21-03-2002	AU 8212901 A	26-03-2002
			BR 0113669 A	03-06-2003
			CA 2420899 A1	21-03-2002
			CN 1450991 A	22-10-2003

INTERNATIONAL SEARCH REPORT

Information on patent family members

Inter Application No

PCT/IB2004/004334

Patent document cited in search report	Publication date	Patent family member(s)	Publication date	
WO 0222577	A	CZ 20030573	18-06-2003	
		WO 0222577	21-03-2002	
		EP 1318980	18-06-2003	
		HU 0300880	28-08-2003	
		JP 2004509105	25-03-2004	
		MX PA03001832	04-06-2003	
		NO 20030867	25-02-2003	
		NZ 524365	26-11-2004	
		PL 361408	04-10-2004	
		SK 2422003	11-09-2003	
		US 2004024067	05-02-2004	
		US 2003018062	23-01-2003	
		ZA 200301423	21-04-2004	
WO 0138322	A	31-05-2001	AU 1876801	04-06-2001
			CA 2391952	31-05-2001
			EP 1233958	28-08-2002
			WO 0138322	31-05-2001
			JP 2003514904	22-04-2003
			MX PA02005196	22-09-2003
			US 6541661	01-04-2003